



# Installing A Ddr Dimm; Removing A Ddr Dimm - Asus A8R-MVP User Manual

Asus computer hardware - motherboard user manual



1

2

Table Of Contents

3

4

5

6

7

8

9

10

11

12

13

14

15

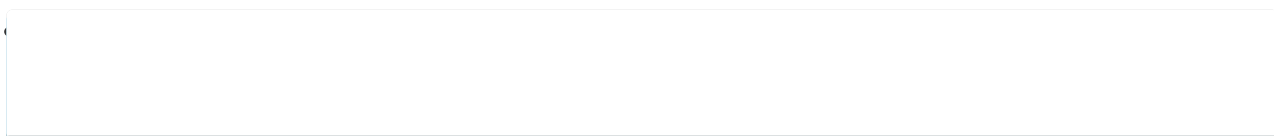
16

17

18  
19  
20  
21  
22  
23  
24  
25  
26  
27  
28  
29  
30  
31  
32  
33  
34  
35  
36  
37  
38  
39  
40  
41  
42  
43  
44  
45  
46  
47  
48  
49  
50  
51  
52  
53  
54  
55  
56  
57  
58  
59  
60  
61  
62  
63  
64  
65  
66  
67

68  
69  
70  
71  
72  
73  
74  
75  
76  
77  
78  
79  
80  
81  
82  
83  
84  
85  
86  
87  
88  
89  
90  
91  
92  
93  
94  
95  
96  
97  
98  
99  
100  
101  
102  
103  
104  
105  
106  
107  
108  
109  
110  
111  
112  
113  
114  
115  
116  
117

118  
119  
120  
121  
122  
123  
124  
125  
126  
127  
128  
129  
130  
131  
132  
133  
134  
135  
136  
137  
138  
139  
140  
141  
142  
143  
144  
145  
146  
147  
148  
149  
150



•

[Table of Contents](#)



•

## Bookmarks





2.4.3

2.4.3

2.4.3

---

Installing a  DDR DIMM

Installing a DDR DIMM

---

Installing a DDR DIMM

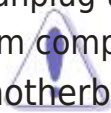
2.4.3

## 2.4.3

### Installing a DDR DIMM

### Installing a DDR DIMM

Make sure to unplug the power supply before adding or removing DIMMs or other system components. Failure to do so may cause severe damage to both the motherboard and the components.



1.

Unlock a DIMM socket by pressing the retaining clips outward.

2.

Align a DIMM on the socket such that the notch on the DIMM matches the break on the socket.

A DDR DIMM is keyed with a notch so that it fits in only one direction. DO NOT force a DIMM into a socket to avoid damaging the DIMM.

3.

Firmly insert the DIMM into the socket until the retaining clips snap back in place and the DIMM is properly seated.



## 2.4.4

### 2.4.4

### 2.4.4

### 2.4.4

### 2.4.4

### Removing a DDR DIMM


### Removing a DDR DIMM

### Removing a DDR DIMM

### Removing a DDR DIMM



ManualsLib.com



# Removing a DDR DIMM

To remove a DIMM:

1.

Simultaneously press the retaining clips outward to unlock the DIMM.



Support the DIMM lightly with your fingers when pressing the retaining clips. The DIMM might get damaged when it flips out with extra force.

2.

Remove the DIMM from the socket.

ASUSA8R-MVP  
ASUSA8R-MVP  
ASUSA8R-MVP  
ASUSA8R-MVP  
ASUSA8R-MVP

Unlockedretainingclip  
Unlockedretainingclip  
Unlockedretainingclip  
Unlockedretainingclip  
Unlockedretainingclip  
LockedRetainingClip  
LockedRetainingClip  
LockedRetainingClip  
LockedRetainingClip  
LockedRetainingClip

DDRDIMMnotch  
DDRDIMMnotch  
DDRDIMMnotch  
DDRDIMMnotch  
DDRDIMMnotch




DDRDIMMnotch  
DDRDIMMnotch  
DDRDIMMnotch  
DDRDIMMnotch  
DDRDIMMnotch

2 - 13  
2 - 13  
2 - 13  
2 - 13  
2 - 13



ManualsLib.com



[Previous Page](#)  
[Next Page](#)

1  
...  
32  
33  
34  
35  
36  
37  
38  
39



Quick Links:

[Motherboard Overview](#)

[Motherboard Layout](#)

## Related Manuals for Asus A8R-MVP

[Motherboard Asus A8R-MVP User Manual](#)

Motherboard (152 pages)

[Motherboard Asus A8R32-MVP DELUXE User Manual](#)

A8r32-mvp deluxe english edition user's manual (168 pages)

[Motherboard Asus A8V-VM - SE Motherboard - Micro ATX Manual](#)

Motherboard diy troubleshooting guide (80 pages)

[Motherboard Asus A8N-E User Manual](#)

Asus a8n-e motherboard: user guide (120 pages)

[Motherboard Asus A8N5X User Manual](#)

A8n5x user's manual for english edition (116 pages)

[Motherboard Asus A8V-E SE User Manual](#)

A8v-e se user's manual for english edition (88 pages)

[Motherboard Asus A88XM-A User Manual](#)

A88xm-a user's manual (68 pages)

[Motherboard Asus A88X PRO User Manual](#)

(142 pages)

[Motherboard ASUS A88XM-E User Manual](#)

Motherboard (66 pages)

[Motherboard Asus A88XM-E Manual](#)

(20 pages)

[Motherboard Asus A8AE-LE Amberine User Manual](#)

(18 pages)

[Motherboard Asus A8N-SLI - Motherboard - ATX User Manual](#)

A8n-sli english edition user's manual, version e1947 (162 pages)

[Motherboard Asus A8N-SLI Premium Manual](#)

(182 pages)

[Motherboard Asus A8V User Manual](#)

(122 pages)

[Motherboard Asus A88X-PLUS User Manual](#)

(70 pages)

[Motherboard Asus A88X-PLUS Manual](#)

(19 pages)

## Related Content for Asus A8R-MVP

[P5GDC Deluxe Installing A Ddr Dimm](#)

Asus P5GDC Deluxe

[K8N4-E DELUXE Installing A Ddr Dimm](#)

Asus K8N4-E DELUXE

[A8R32-MVP DELUXE Installing A Ddr Dimm](#)

Asus A8R32-MVP DELUXE

[Motherboard P5VDC-MX Installing A Ddr Dimm\(Blue Slots\)](#)

Asus Motherboard P5VDC-MX

[P9X79-E WS Installing A Dimm](#)

Asus P9X79-E WS

[Z13PE-D16 Installing A Dimm](#)

Asus Z13PE-D16

[M3N-H/HDMI Installing A Dimm](#)

Asus M3N-H/HDMI

[P5KPL-E Installing A Dimm](#)

Asus P5KPL-E

Save PDF