



# Boot Menu - Asus SABERTOOTH Z170 Manual




1
2
Table Of Contents
3
4
5
6
7
8
9
10
11
12
13
14
15
16
17

19  
20  
21  
22  
23  
24  
25  
26  
27  
28  
29  
30  
31  
32  
33  
34  
35  
36  
37  
38  
39  
40  
41  
42  
43  
44  
45  
46  
47  
48  
49  
50  
51  
52  
53  
54  
55  
56  
57  
58  
59  
60  
61  
62  
63  
64  
65  
66  
67  
68

69  
70  
71  
72  
73  
74  
75  
76  
77  
78  
79  
80  
81  
82  
83  
84  
85  
86  
87  
88  
89  
90  
91  
92  
93  
94  
95  
96  
97  
98  
99  
100  
101  
102  
103  
104  
105  
106  
107  
108  
109  
110  
111  
112  
113  
114  
115  
116  
117  
118

119  
120  
121  
122  
123  
124  
125  
126  
127  
128  
129  
130  
131  
132  
133  
134  
135  
136  
137  
138  
139  
140  
141  
142  
143  
144  
145  
146  
147  
148  
149  
150  
151  
152  
153  
154  
155  
156  
157  
158  
159  
160  
161  
162  
163  
164  
165  
166  
167  
168

169  
170  
171  
172  
173  
174



•

[Table of Contents](#)



•

## Bookmarks





## 3.8

### Boot menu

The Boot menu items allow you to change the system boot options and boot device priority.

Fast Boot [Enabled]

[Disabled]

Allows your system to go back to its normal boot speed.

[Enabled]

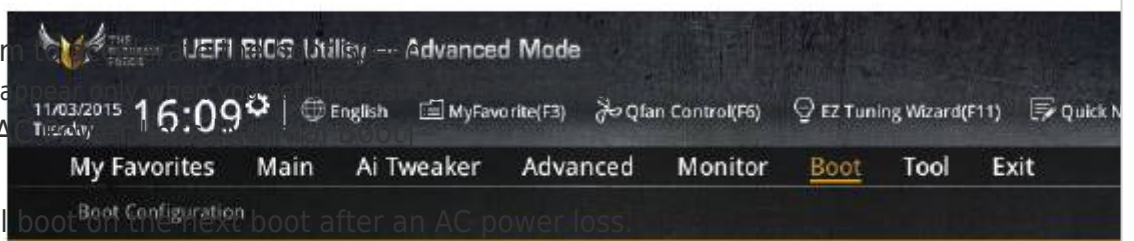
Allows your system

The following items a

Next Boot after A

[Normal Boot]

Returns to normal



[Fast Boot]

Accelerates the boot speed on the next boot after an AC power loss.

DirectKey (DRCT) [Enabled]

[Disabled]

Disables the DirectKey button. The system will only power on or off when you press the DirectKey button.

[Enabled]

Allows the system to power on and go to the BIOS Setup directly when you press the Reset button. Connect the 2-pin connector of the chassis reset

buton cable to the

Boot Logo Display

[Auto]

Sets the boot logo

[Full Screen]

Sets the boot logo

[Disabled]

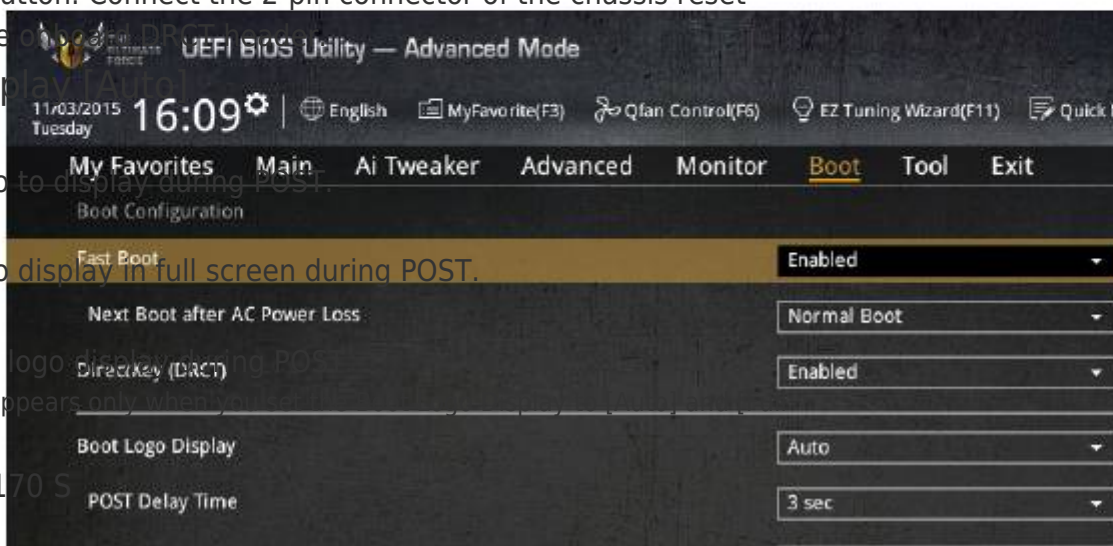
Disables the boot logo

The following item appears

Screen].

SABERTOOTH Z170 S

3-45



[Table of Contents](#)

[Previous Page](#)  
[Next Page](#)

1

...

108

109

110

111

Quick Links:

[Motherboard Layout](#)

[Internal Connectors](#)

[Sata Device Connection](#)

[Front I/O Connector](#)

## Related Manuals for Asus SABERTOOTH Z170

[Motherboard Asus Z170 PRO GAMING User Manual](#)

(100 pages)

[Motherboard Asus Z170 PRO GAMING Manual](#)

(96 pages)

[Motherboard Asus Z170-A User Manual](#)

(130 pages)

[Motherboard Asus Z170M-E D3 Manual](#)



(85 pages)

[Motherboard Asus Z170-P D3 User Manual](#)

(85 pages)

[Motherboard Asus Z170-K Quick Start Manual](#)

(11 pages)

[Motherboard ASUS Z170-K User Manual](#)

(85 pages)

[Motherboard Asus Z170-P Manual](#)

(86 pages)

[Motherboard Asus Z170-AR Manual](#)

(130 pages)

[Motherboard Asus Z170M-PLUS User Manual](#)

(89 pages)

[Motherboard Asus SABERTOOTH Z170 MARK 1 Manual](#)

(176 pages)

[Motherboard Asus Z170I PRO GAMING User Manual](#)

(86 pages)

[Motherboard Asus Z170I PRO GAMING Manual](#)

(86 pages)

[Motherboard Asus Z170-E Manual](#)

(128 pages)

[Motherboard Asus Z170-DELUXE Series User Manual](#)

(186 pages)

[Motherboard Asus Z170-PRO Manual](#)

(170 pages)

## Related Content for Asus SABERTOOTH Z170

[WS X299 SAGE Boot Menu](#)

Asus WS X299 SAGE

[PRIME X570-PRO Boot Menu](#)

Asus PRIME X570-PRO

[M3N-H/HDMI Boot Menu](#)

Asus M3N-H/HDMI

[EX-B660M-V5 D4 Boot Menu](#)

Asus EX-B660M-V5 D4

[P5KPL-E Boot Menu](#)

Asus P5KPL-E

[STRIX Z270F GAMING Boot Menu](#)

Asus STRIX Z270F GAMING

[MAXIMUS VII HERO Boot Menu](#)

Asus MAXIMUS VII HERO

[AM1M-E Boot Menu](#)

Asus AM1M-E