

Creating Raid - Asus SABERTOOTH Z170 Manual

1

2

Table Of Contents

3

4

5

6

7

8

9

10

11

12

13

14

15

16


17

19
20
21
22
23
24
25
26
27
28
29
30
31
32
33
34
35
36
37
38
39
40
41
42
43
44
45
46
47
48
49
50
51
52
53
54
55
56
57
58
59
60
61
62
63
64
65
66
67
68

69
70
71
72
73
74
75
76
77
78
79
80
81
82
83
84
85
86
87
88
89
90
91
92
93
94
95
96
97
98
99
100
101
102
103
104
105
106
107
108
109
110
111
112
113
114
115
116
117
118

119
120
121
122
123
124
125
126
127
128
129
130
131
132
133
134
135
136
137
138
139
140
141
142
143
144
145
146
147
148
149
150
151
152
153
154
155
156
157
158
159
160
161
162
163
164
165
166
167
168

169
170
171
172
173
174




•

[Table of Contents](#)

•

Bookmarks



4.

Select a Main Cooling System BOX cooler, Tower cooler, Water cooler, or I'm not sure, then click Next.

5.

After selecting the Main Cooling System, click Next then click Yes to start the OC Tuning.

Creating RAID

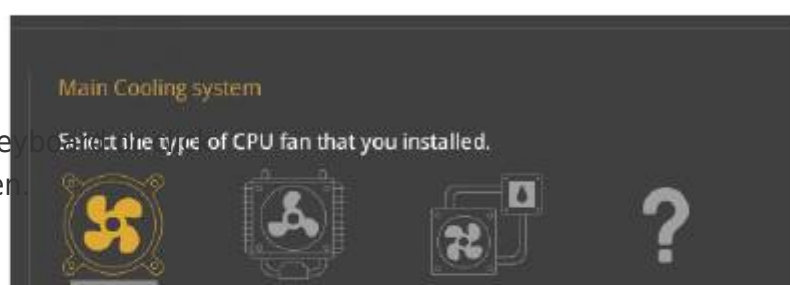
To create RAID:

1.

Press <F11> on your keyboard to select the type of CPU fan that you installed.

EZ Tuning Wizard screen

2.



Click RAID then click Next.

•

3.

Select the port that you want to set to [RAID] mode, PCIE or SATA, then click Next.

3-10

Ensure that your HDDs have no existing RAID volumes.

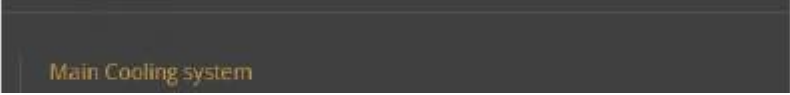
Ensure to connect your HDDs to Intel

from the BIOS screen to open

SATA connectors.

®

Chapter 3: BIOS Setup



Main Cooling system

[Table of Contents](#)

[Previous Page](#)

Next Page

1
...
71
72
73
74
75
76
77
78

Quick Links:

[Motherboard Layout](#)

[Internal Connectors](#)

[Sata Device Connection](#)

[Front I/O Connector](#)

Related Manuals for Asus SABERTOOTH Z170

[Motherboard Asus Z170 PRO GAMING User Manual](#)

(100 pages)

[Motherboard Asus Z170 PRO GAMING Manual](#)

(96 pages)

[Motherboard Asus Z170-A User Manual](#)

(130 pages)

[Motherboard Asus Z170M-E D3 Manual](#)

(85 pages)

[Motherboard Asus Z170-P D3 User Manual](#)

(85 pages)

[Motherboard Asus Z170-K Quick Start Manual](#)

(11 pages)

[Motherboard ASUS Z170-K User Manual](#)

(85 pages)

[Motherboard Asus Z170-P Manual](#)

(86 pages)

[Motherboard Asus Z170-AR Manual](#)

(130 pages)

[Motherboard Asus Z170M-PLUS User Manual](#)

(89 pages)

[Motherboard Asus SABERTOOTH Z170 MARK 1 Manual](#)

(176 pages)

[Motherboard Asus Z170I PRO GAMING User Manual](#)

(86 pages)

[Motherboard Asus Z170I PRO GAMING Manual](#)

(86 pages)

[Motherboard Asus Z170-E Manual](#)

(128 pages)

[Motherboard Asus Z170-DELUXE Series User Manual](#)

(186 pages)

[Motherboard Asus Z170-PRO Manual](#)

(170 pages)

Related Content for Asus SABERTOOTH Z170

[P8P67 EVO Creating A Raid Driver Disk](#)

Asus P8P67 EVO

[P11C-E/4L Creating A Raid Set](#)

Asus P11C-E/4L

[RAMPAGE V EDITION 10 Creating A Raid Driver Disk](#)

Asus RAMPAGE V EDITION 10

[ROG STRIX X399-E GAMING Creating A Raid Driver Disk](#)

Asus ROG STRIX X399-E GAMING

[P11C-I Creating A Raid Set](#)

Asus P11C-I

[P11C-X Creating A Raid Set](#)

Asus P11C-X

[P11C-X/AUDIO Creating A Raid Set](#)

Asus P11C-X/AUDIO

[TUF X299 MARK 2 Creating A Raid Driver Disk](#)

Asus TUF X299 MARK 2