

Troubleshooting - Toshiba RAS-16SKVP-ND Owner's Manual

1
Table Of Contents
2
3
4
5
6
7
8
9
10
11
12
13
14
15
16
17

18
19
20
21
22
23
24
25
26
27
28
29
30
31
32
33
34
35
36
37
38
39
40
41
42
43
44
45
46
47
48
49
50
51
52
53
54
55
56
57
58
59
60
61
62
63
64
65
66
67

68
69
70
71
72
73
74
75
76
77
78
79
80
81
82
83
84
85
86
87
88
89
90
91
92
93
94
95
96
97
98
99
100
101
102
103
104
105
106
107
108
109
110
111
112
113
114
115
116
117

118
119
120
121
122
123
124
125
126
127
128
129
130
131
132
133
134
135
136
137
138
139
140
141
142
143
144
145
146
147
148
149
150
151
152
153
154
155
156
157
158
159
160
161
162
163
164
165
166
167

168
169
170
171
172
173
174
175
176
177
178
179
180
181
182
183
184
185
186
187
188
189
190
191
192
193
194
195
196
197
198
199
200
201
202
203
204
205
206
207
208
209
210
211
212
213
214
215
216
217

218
219
220
221
222
223
224
225
226
227
228
229
230

• PAGE

OF 230 GO

•









-

Troubleshooting

•

Bookmarks

Available languages

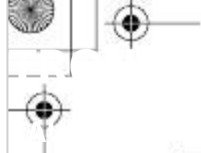
-  EN
-  FR
-  DE
-  SE
-  RU
-  DK
-  FI
-  NO

More



Toshiba Daiseikai ilmalämpöpumppujen myynti, huolto ja asennus: Jäähdytinpalvelu RefGroup Oy.

01_OwnersManual_EN.fm Page 25 Wednesday, January 10, 2007 3:54 PM



If any of the following conditions occur, stop the air conditioner immediately, turn off the main power switch and contact the dealer.

- The indicators flash at short intervals (5 Hz). Reset the circuit breaker 2 to 3 minutes after the power main switch is turned off. Despite the resetting operation, the indicators still continue turning on and off.
- The main power fuse often blows, or the circuit breaker is often activated.
- Foreign matter or water has fallen inside the air conditioner.
- Any other unusual conditions are observed.

Before asking for servicing or repairs, check the following points.

Inoperative

- The power main switch is turned off.
- The circuit breaker is activated to cut off the power supply.
- The main power fuse has blown.

- The electric current has stopped.
- The batteries in the remote controller used up.
- The ON timer is set.
- As a protective mechanism for the air conditioner, it does not operate for 3 minutes immediately after restarting operation or turning on the main power.

Poor cooling or heating performance

- The air inlet or outlet of the outdoor unit is blocked.
- Doors or windows are opened.
- The air filter is clogged with dust.
- The louver is not at the correct position.
- The fan speed is set to low.
- The air conditioner is set to the DRY or SLEEP MODE.
- The temperature setting is too high (during cooling operation).
- The temperature setting is too low (during heating operation).

Condensation forms on the back of the indoor unit.

- Condensation on the back of the indoor unit is automatically collected and drained out.

Indoor unit or outdoor unit makes a strange noise.

- When the temperature changes sharply, the indoor or outdoor unit may make a strange noise (such as a rattle noise or flowing noise) because of the expansion/contraction of parts or change in refrigerant flow.

The room air smells.

A bad odor comes from the air conditioner.

- Smells absorbed in the wall, carpet, furniture, clothing, or furs are coming out.
- During PURE operation, a small amount of ozone is produced, and you might notice the smell.

25

www.ilmalämpöpumput.com

EN

[Table of Contents](#)

[Previous Page](#)
[Next Page](#)

1
...
26
27
28
29
30
31
32
33

Quick Links:

[Air Conditioner](#)

[Remote Controller and Its Functions](#)

[Specifications](#)

Related Manuals for Toshiba RAS-16SKVP-ND

[Air Conditioner Toshiba RAS-10SKVP-ND Installation Manual](#)

(132 pages)

[Air Conditioner Toshiba RAS-B10SKVP-E Service Manual](#)

(120 pages)

[Air Conditioner Toshiba RAS-B10SKVP-E Service Manual](#)

Split type air conditioner (119 pages)

[Air Conditioner Toshiba RAS-10SAVP-E Service Manual](#)

(119 pages)

[Air Conditioner Toshiba RAS-10SKVP-ND Owner's Manual](#)

(61 pages)

[Air Conditioner Toshiba RAS-107SKV Series Owner's Manual](#)

Toshiba split type air conditioners indoor/outdoor unit (3 pages)

[Air Conditioner Toshiba RAS-10N3AV2-A Service Manual](#)

Split type (116 pages)

[Air Conditioner Toshiba RAS-16SKV2-E1 Service Manual](#)

Toshiba split type air conditioner service manual (105 pages)

[Air Conditioner Toshiba RAS-B10 Series Installation Manual](#)

(68 pages)

[Air Conditioner Toshiba RAS-B16N3KV2-E1 Owner's Manual](#)

(102 pages)

[Air Conditioner Toshiba RAS-13NKV-E Service Manual](#)

(96 pages)

[Air Conditioner Toshiba RAS-077KV Series Owner's Manual](#)

Air conditioner (split type) (21 pages)

[Air Conditioner Toshiba RAS-07BKVG-E Service Manual](#)

Split type (126 pages)

[Air Conditioner Toshiba RAS-10PKVPG-E Installation Manual](#)

(17 pages)

[Air Conditioner Toshiba RAS-05J2KVG-EE Service Manual](#)

Split type (135 pages)

[Air Conditioner Toshiba RAS-B05J2KVG-E Service Manual](#)

(138 pages)

Related Content for Toshiba RAS-16SKVP-ND

[MMU-UP0091HP-E Troubleshooting](#)

Toshiba MMU-UP0091HP-E

[MMU-UP0031YHP-E Troubleshooting](#)

Toshiba MMU-UP0031YHP-E

[RAV-HM561MUTP-E\(TR\) Troubleshooting](#)

Toshiba RAV-HM561MUTP-E(TR)

[RAV-HM301MUTP-E Troubleshooting](#)

Toshiba RAV-HM301MUTP-E

[RAV-GM561ATP-TR1 Troubleshooting](#)

Toshiba RAV-GM561ATP-TR1

[MMD-UP0481HFP-E Troubleshooting](#)

Toshiba MMD-UP0481HFP-E

[MMD-UP0031SPHY-E Troubleshooting](#)

Toshiba MMD-UP0031SPHY-E

[RAV-GM1601AT8P-E Troubleshooting](#)

Toshiba RAV-GM1601AT8P-E

This manual is also suitable for:

[Ras-13skvp-ndRas-16savp-ndRas-13savp-ndRas-10savp-ndRas-10skvp-nd](#)