



# Checking The Current Status And Settings; Operational Status And Setting Details - Toshiba D-R4SU Owner's Manual




1
Table Of Contents
2
3
4
5
6
7
8
9
10
11
12
13
14
15
16
17

18  
19  
20  
21  
22  
23  
24  
25  
26  
27  
28  
29  
30  
31  
32  
33  
34  
35  
36  
37  
38  
39  
40  
41  
42  
43  
44  
45  
46  
47  
48  
49  
50  
51  
52  
53  
54  
55  
56  
57  
58  
59  
60  
61  
62  
63  
64  
65  
66  
67

68  
69  
70  
71  
72  
73  
74  
75  
76  
77  
78  
79  
80  
81  
82  
83  
84  
85  
86  
87  
88  
89  
90  
91  
92  
93  
94  
95  
96  
97  
98  
99  
100  
101  
102  
103  
104  
105  
106  
107  
108  
109  
110  
111  
112  
113  
114  
115  
116  
117

118  
119  
120  
121  
122  
123  
124  
125  
126  
127  
128  
129  
130  
131



•

## Table of Contents

- 

## Bookmarks

--







**Playback**  
DVD-RAM DVD-RW



ing the current status and settings

You can confirm



### Operational status and setting details

OPEN/CLOSE  
DISPLAY  
FL SELECT DIMMER  
ANGLE  
SUBTITLE AUDIO/SAP FREEZE  
REMAIN REC MODE EXTEND



### Start

VOL  
MUTE  
TOP MENU  
INSTANT  
REPLAY  
QUICK MENU



SKIP REV  
REV  
REC  
SEARCH  
T  
1  
2  
4  
5  
7  
8

Downloaded From Disc-Player.com Toshiba Manuals

DVD-R  
DVD-VIDEO  
VCD  
CD

1

PROGRESSIVE  
ZOOM  
SETUP  
CH  
TIMESLIP  
INPUT SELECT  
EASY  
MENU  
NAVI  
TV  
DVD

2

SELECT/  
ENTER  
INSTANT  
SKIP  
STOP  
SKIP FWD  
PLAY  
FWD  
ADJUST  
CHP DIVIDE  
+ 10

3  
6  
0

3

CLEAR  
9

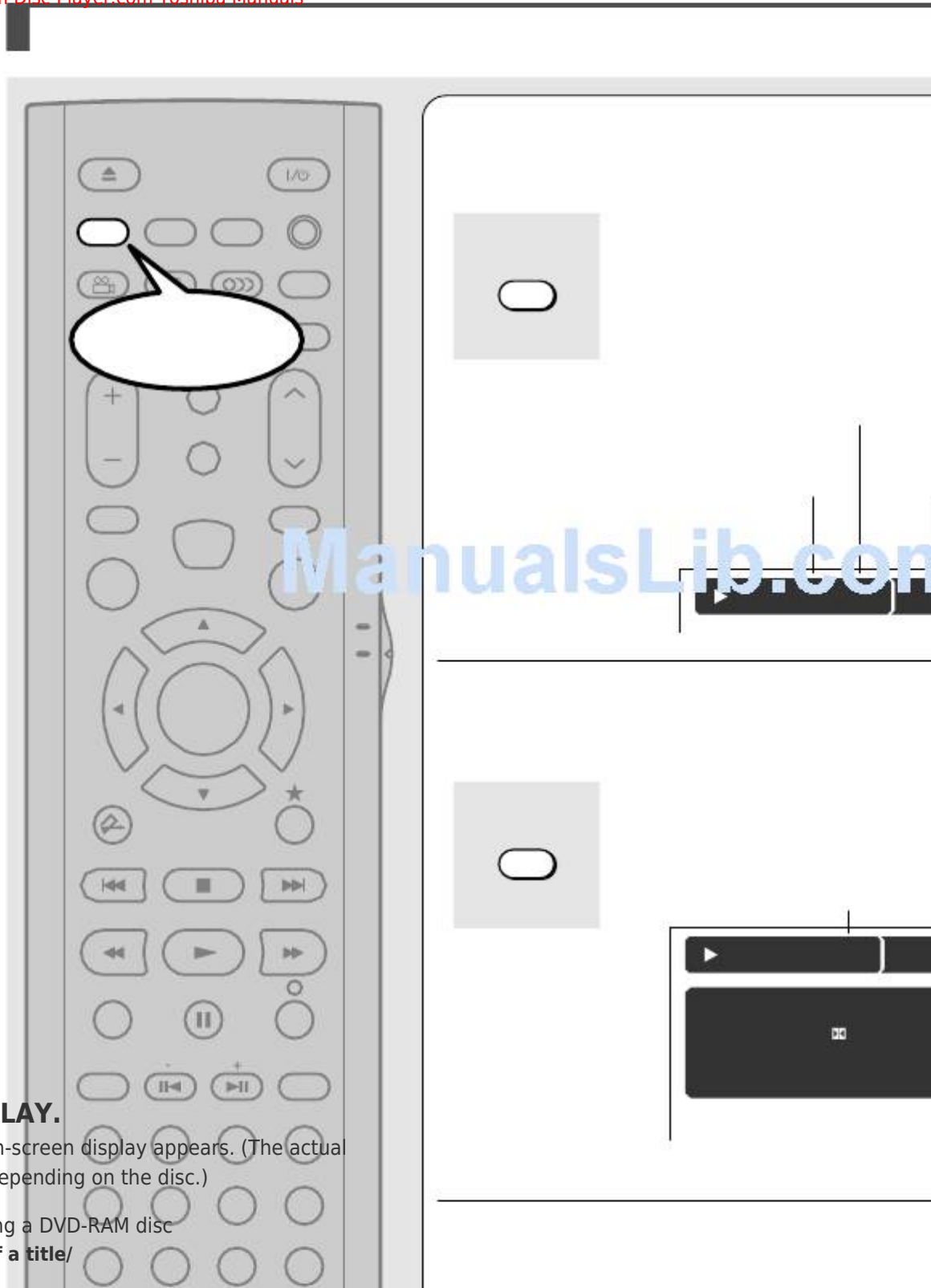
**Press DISPLAY.**

The following on-screen display appears. (The actual display varies depending on the disc.)

DISPLAY

e.g. while playing a DVD-RAM disc

**Elapsed time of a title/**



ManualsLib.com

Elapsed time of a chapter

Title No./

Chapter No.

Status display

e.g.

### Press DISPLAY

An expanded display appears.

(Actual display varies depending on the disc.)

DISPLAY

e.g.

Remaining time

Press DISPLAY again to turn the display off.

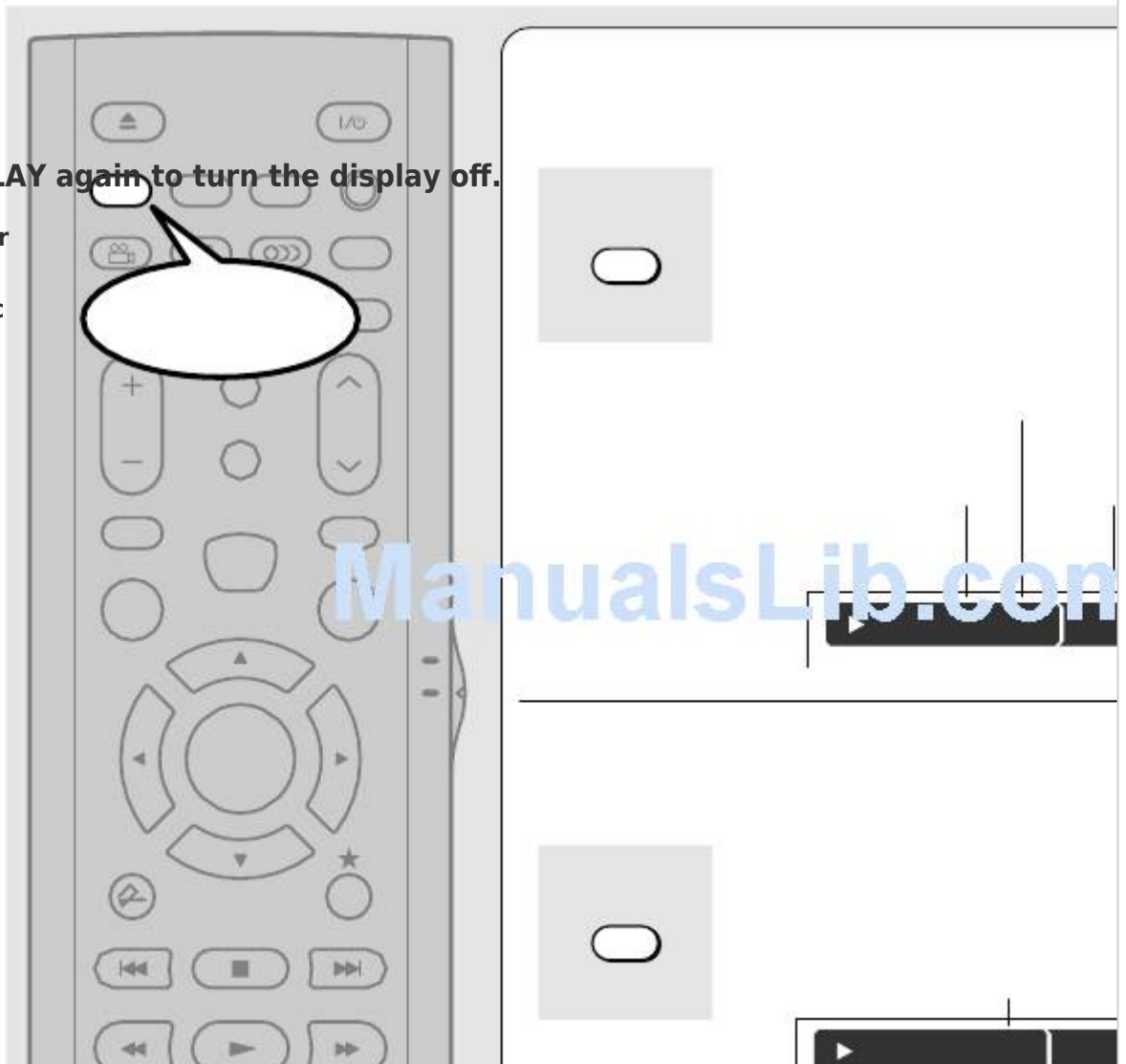
DISPLAY

Mode indicator

Playback

Operating disc  
mode

Receiving  
channel



[Previous Page](#)  
[Next Page](#)

1  
...  
72  
73  
74  
75  
76  
77  
78  
79

Quick Links:

[Remote Control](#)

[Before Recording](#)

[Recording a Tv Program](#)

[Recording an External Source](#)

## Related Manuals for Toshiba D-R4SU

[DVD Recorder Toshiba D-R4SU Owner's Manual](#)

Dvd video recorder (195 pages)

[DVD Recorder Toshiba D-R4SC Owner's Manual](#)

Dvd video recorder (131 pages)

[DVD Recorder Toshiba D-R4SU Owner's Manual](#)

Dvd video recorder (53 pages)

[DVD Recorder Toshiba D-R4SU Service Manual](#)



Dvd video recorder (22 pages)

[DVR Toshiba D-KR4 Owner's Manual](#)

Toshiba d-kr4: installation guide (52 pages)

[DVR Toshiba D-R4 Specifications](#)

Digital video recorder (2 pages)

[DVR Toshiba DR420 Quick Manual](#)

Dvd video recorder (2 pages)

[DVR Toshiba D-R410KU Owner's Manual](#)

D-r410ku user's guide (101 pages)

[DVR Toshiba D-R410KU Service Manual](#)

Toshiba d-r410ku dvd video recorder service manual (66 pages)

[DVR Toshiba D-R420KU Owner's Manual](#)

D-r420ku user's guide (103 pages)

[DVR Toshiba DR420KU Owner's Manual](#)

Dvd video recorder (111 pages)

[DVR Toshiba DR430KU Owner's Manual](#)

Dr430ku user's guide (103 pages)

[DVR Toshiba DR430KU Owner's Manual](#)

Dvd video recorder (110 pages)

[DVR Toshiba D-R560KU Owner's Manual](#)

D-r560ku user's guide (117 pages)

[DVR Toshiba D-R550 Owner's Manual](#)

Dvd video recorder (125 pages)

[DVR Toshiba DR570KU Owner's Manual](#)

Toshiba dr570ku dvd video recorder owner's manual (123 pages)

## Related Content for Toshiba D-R4SU

[RD-XS35SU Checking The Current Status And Settings](#)

Toshiba RD-XS35SU

[RD-KX50SU Checking The Current Status And Settings](#)

Toshiba RD-KX50SU

[SD-1600 Checking The Operational Status](#)

Toshiba SD-1600

[SD-100X Checking The Operational Status](#)

Toshiba SD-100X

[D-VR7KC2 Settings For A Recording](#)

Toshiba D-VR7KC2

[RD-85DTSB A: Initial Settings](#)

Toshiba RD-85DTSB

[SD-46VSR Disc Status/To Turn Off The Pbc](#)

Toshiba SD-46VSR

[RD-XS32SB A: Initial Settings](#)

Toshiba RD-XS32SB

This manual is also suitable for:

[D-r4scD-kr4su](#)