

Adjusting The Airflow Direction - Sanyo SAP-URV246EH Instruction Manual

Inverter-controlled split system air conditioner

1
2
Table Of Contents
3
4
5
6
7
8
9
10
11
12
13
14
15
16
17

18
19
20
21
22
23
24
25
26
27
28
29
30
31
32

--

•

[Table of Contents](#)

-

Troubleshooting

•

Bookmarks



MODELS XRV

This air conditioner is equipped with auto flaps.

You can set the airflow direction using the remote control unit.

FLAPS

A. Sweep function

The flap starts moving up and down to deliver air over the sweep range.

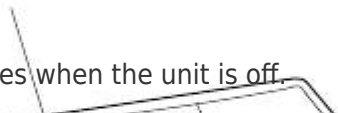
C. Auto flap function

The flap is set to the recommended position.

CAUTION

Adjusting the Airflow Direction

• The flap automatically closes when the unit is off.



NOTE

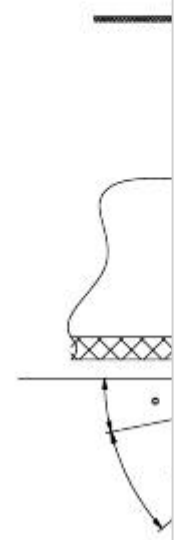
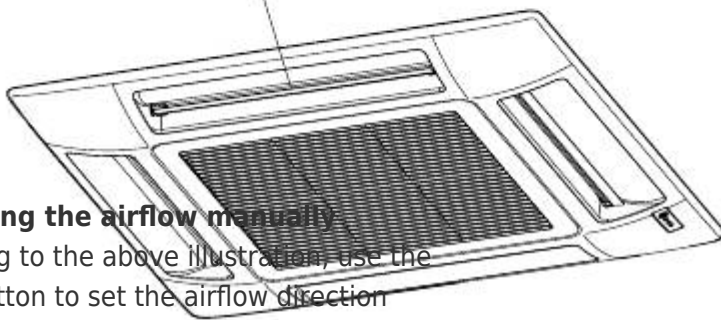
• During the heating operation, the fan speed will be very low and the flap will be in the horizontal position (position of the unit begins to warm. Once the air warms up, the flap position and fan speed change to the settings specified with the remote control.

• **Use the FLAP button on the remote control to adjust the position of the flap. If you move the flap by hand, the flap position according to the remote control and the actual flap position may no longer match. If this should happen, shut off the unit, wait for the flap to close, and then turn on the unit again; the flap position will now be normal again.**

• **Do not have the flap pointed down during cooling operation. Condensation may begin to form around the air vent and drip down.**

OFF
6
35

**SWEEP
COOL
SWEEP**



B. Setting the airflow manually

Referring to the above illustration, use the FLAP button to set the airflow direction within the range used during the heating, cooling, or dehumidifying operation.

) until the air being blown out

and

DRY

HEAT

23

[Table of Contents](#)

[Previous Page](#)
[Next Page](#)

1
...
20
21
22
23
24
25
26
27

Quick Links:

[Features](#)

[Product Information](#)

[Alert Symbols](#)

[Table of Contents](#)

[Electrical Requirements](#)

[Troubleshooting](#)

Related Manuals for Sanyo SAP-URV246EH

[Air Conditioner Sanyo SAP-URV96EH Installation Instructions Manual](#)

Split system (47 pages)

[Air Conditioner Sanyo UR9X Installation Instructions Manual](#)

Split system air conditioner (52 pages)

[Air Conditioner Sanyo SAP-KRV9AG Instruction Manual](#)

Inverter-controlled split system air conditioner (22 pages)

[Air Conditioner Sanyo SAP-KRV123EH Technical & Service Manual](#)

Dc inverter split system air conditioner (77 pages)
[Air Conditioner Sanyo SAP-CRV93EHN Technical & Service Manual](#)

Dc inverter split system air conditioner (77 pages)
[Air Conditioner Sanyo SAP-K18AM Instruction Manual](#)

Split system air conditioner (37 pages)
[Air Conditioner Sanyo SAP-CMRV1424EH Technical & Service Manual](#)

Dc inverter multi-system air conditioner (114 pages)
[Air Conditioner Sanyo SAP-KRV96EHDS Technical & Service Manual](#)

Dc inverter split system air conditioner (77 pages)
[Air Conditioner Sanyo SAP-KMRV74EH Installation Instructions Manual](#)

Inverter multi split system air conditioner (28 pages)
[Air Conditioner Sanyo SAP-KMRV74EH Installation Instructions Manual](#)

Inverter split system air conditioner (24 pages)
[Air Conditioner Sanyo SAP-K91GJA \(?\) Technical & Service Manual](#)

Multi-split system air conditioner (50 pages)
[Air Conditioner Sanyo SAP-K92A Technical & Service Manual](#)

Multi-split system (39 pages)
[Air Conditioner Sanyo SAP-K161GJA Technical & Service Manual](#)

Split system air conditioner (86 pages)
[Air Conditioner Sanyo SAP-K77GHAX Technical & Service Manual](#)

(164 pages)
[Air Conditioner Sanyo SAP-C302AH-S Technical & Service Manual](#)

(45 pages)
[Air Conditioner Sanyo SAP-K71GJA-S Technical & Service Manual](#)

(81 pages)

Related Content for Sanyo SAP-URV246EH

[SAP-FDRV96EH Adjusting The Airflow Direction](#)

Sanyo SAP-FDRV96EH

[SAP-K77GHAX Adjusting The Airflow Direction](#)

Sanyo SAP-K77GHAX

[SAP-K71GJA Adjusting The Airflow Direction](#)

Sanyo SAP-K71GJA

[SAP-K161GJA Adjusting The Airflow Direction](#)

Sanyo SAP-K161GJA

[KS2432 Adjusting The Airflow Direction](#)

Sanyo KS2432

[SAP-KMV91G-S Adjusting The Airflow Direction](#)

Sanyo SAP-KMV91G-S

[SAP-K91A Adjusting The Airflow Direction](#)

Sanyo SAP-K91A

[SAP-K301AH Adjusting The Airflow Direction](#)

Sanyo SAP-K301AH

This manual is also suitable for:

[Sap-urv96ehSap-urv186ehSap-ftvr246ehSap-ftvr186ehSap-urv126ehSap-ftvr126h](#) ... [Show all](#)

[Save PDF](#)