


Disconnecting And Connecting Positive Connector For Outdoor Unit; Replacing Thermistors (On Outdoor Unit) For Electronic Expansion Valves - Sanyo SAP-KMV91G-S Technical & Service Manual

Inverter multi-split system air conditioner

1
2
3
4
5
6
7
8
9
10
11
12
13
14
15
16
17
18

19
20
21
22
23
24
25
26
27
28
29
30
31
32
33
34
35
36
37
38
39
40
41
42
43
44
45
46
47
48
49
50
51
52
53
54
55
56
57
58
59
60
61
62
63
64
65
66
67
68

69
70
71
72
73
74
75
76
77
78



•

-

Troubleshooting

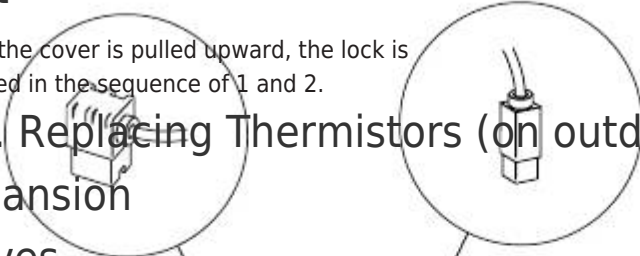
•

Bookmarks



9-2. Disconnecting and Connecting Positive Connector for Outdoor Unit

When the cover is pulled upward, the lock is released in the sequence of 1 and 2.



9-3. Replacing Thermistors (on outdoor unit) for Electronic Expansion Valves

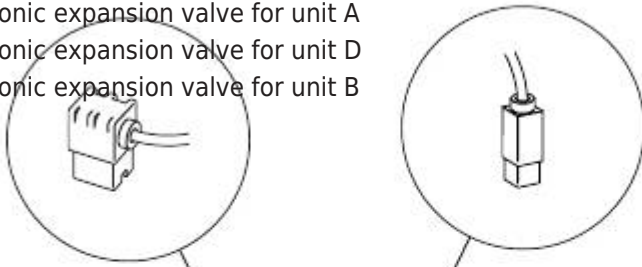
Electronic expansion valve for unit C
Narrow tube service valve
Wide tube service valve

Pull cover upward
Electrical component box

WHT
A,B
BLK
C,D

Electronic expansion valve for unit A
Electronic expansion valve for unit D
Electronic expansion valve for unit B

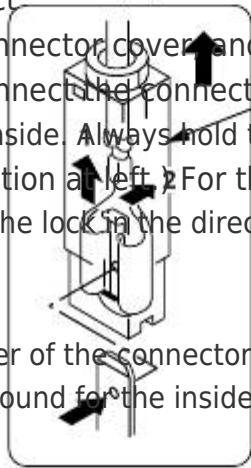
A
A
D
D
B
C
B
C
A
B
C
D



One of the two types of connectors illustrated at left is used.
The basic structure is the same for each.

How to Disconnect

Hold the resin connector cover and pull the connector off.
You cannot disconnect the connector by pulling the wire
since it is locked inside. Always hold the cover to disconnect.
(See illustration at left.) For the connector without the
resin cover, push the lock in the direction of "2" while
pulling it off.



How to Connect

Hold the resin cover of the connector and push it in.
Confirm the click sound for the inside lock to ensure a solid
connection.

Refer to the diagram at left when replacing thermistors (PBC-41E-S25) for electronic expansion valves. (Refer to Section 6.

Refrigerant Flow Diagram)

Main electronic expansion valve

Thermistor for unit A

Thermistor for unit B

Thermistor for unit C

Thermistor for unit D

33

ManualsLib.com

[Table of Contents](#)

[Previous Page](#)
[Next Page](#)

1
...
34
35
36
37
38
39
40
41

Quick Links:

[Specifications in Combination with Indoor Units](#)

Chapters

[Table of Contents](#) 3

[Table of Contents](#) 53

Troubleshooting

[TROUBLESHOOTING](#) 41

[Troubleshooting Using the Self-Diagnostic Monitor](#) 42

[Troubleshooting](#) 77

Related Manuals for Sanyo SAP-KMV91G-S

[Air Conditioner Sanyo SAP-CMRV1424EH Technical & Service Manual](#)

Dc inverter multi-system air conditioner (114 pages)

[Air Conditioner Sanyo SAP-KMRV74EH Installation Instructions Manual](#)

Inverter split system air conditioner (24 pages)

[Air Conditioner Sanyo SAP-KMRV74EH Installation Instructions Manual](#)

Inverter multi split system air conditioner (28 pages)

[Air Conditioner Sanyo SAP-CMRV1426EH Technical & Service Manual](#)

(148 pages)

[Air Conditioner Sanyo SAP-KM97AHA Technical & Service Manual](#)

Multi-split system air conditioner (50 pages)

[Air Conditioner Sanyo SAP-KM97GHS5A Technical & Service Manual](#)

Multi-split system air conditioner (48 pages)

[Air Conditioner Sanyo SAP-CMRV3143GJH Technical & Service Manual](#)

Dc inverter multi-system air conditioner (45 pages)

[Air Conditioner Sanyo SAP-KMRV93GJH Technical & Service Manual](#)

Dc inverter multi-system air conditioner (64 pages)

[Air Conditioner Sanyo SAP-K9AP Instruction Manual](#)

Split system air conditioner (37 pages)

[Air Conditioner Sanyo SAP-KRV9AG Instruction Manual](#)

Inverter-controlled split system air conditioner (22 pages)

[Air Conditioner Sanyo SAP-KRV123EH Technical & Service Manual](#)

Dc inverter split system air conditioner (77 pages)

[Air Conditioner Sanyo SAP-CRV93EHN Technical & Service Manual](#)

Dc inverter split system air conditioner (77 pages)

[Air Conditioner Sanyo SAP-KRV94EHDX Technical & Service Manual](#)

Dc inverter split system air conditioner (85 pages)

[Air Conditioner Sanyo SAP-KRV9AEH Service Manual](#)

Dc inverter split system air conditioner (108 pages)

[Air Conditioner Sanyo SAP-K181AHA-S Technical & Service Manual](#)

(78 pages)

[Air Conditioner Sanyo SAP-K181AA Technical & Service Manual](#)

Split system air conditioner (66 pages)

Related Content for Sanyo SAP-KMV91G-S

[KS0971 Disconnecting And Connecting Positive Connector For Outdoor Unit](#)

Sanyo KS0971

[SAP-KRV123EH Disconnecting And Connecting Positive Connector For Outdoor Unit](#)

Sanyo SAP-KRV123EH

[XHS1271 Disconnecting And Connecting Positive Connector For Outdoor Unit](#)

Sanyo XHS1271

[XS1872 Disconnecting And Connecting Positive Connector For Outdoor Unit](#)

Sanyo XS1872

[CH1872 Disconnecting And Connecting Positive Connector For Outdoor Unit](#)

Sanyo CH1872

[CH0971 Disconnecting And Connecting Positive Connector For Outdoor Unit](#)

Sanyo CH0971

[C1872 Disconnecting And Connecting Positive Connector For Outdoor Unit](#)

Sanyo C1872

[C1271 Disconnecting And Connecting Positive Connector For Outdoor Unit](#)

Sanyo C1271

This manual is also suitable for:

[Sap-kmv181g-sSap-cmv2441g](#)