

Release Protective Control By Temperature Of Indoor Heat Exchanger - Toshiba RAS-B10SKVP-E Service Manual

1
2
3
4
5
6
7
8
9
10
11
12
13
14
15
16
17
18


19
20
21
22
23
24
25
26
27
28
29
30
31
32
33
34
35
36
37
38
39
40
41
42
43
44
45
46
47
48
49
50
51
52
53
54
55
56
57
58
59
60
61
62
63
64
65
66
67
68

69
70
71
72
73
74
75
76
77
78
79
80
81
82
83
84
85
86
87
88
89
90
91
92
93
94
95
96
97
98
99
100
101
102
103
104
105
106
107
108
109
110
111
112
113
114
115
116
117
118

119

Table Of Contents

120



•

[Table of Contents](#)

-

Troubleshooting

•

Bookmarks



Item

6. Release protective control by temperature of indoor heat exchanger

7°C

6°C

5°C

56°C

52°C

48°C

More user manuals on

Operation flow and applicable data, etc.

<In cooling/dry operation>

(Prevent-freezing control for indoor heat exchanger)

In cooling/dry operation, the sensor of indoor heat exchanger detects evaporation temperature and controls

| | | |
|--|--|--|
| | | |
| | | |

rate



1



the compressor speed so that temperature of the heat exchanger does not exceed the specified value.

Usual cooling capacity control
Reduction of compressor speed

<In heating operation>

(Prevent-overpressure control for refrigerating cycle)

In heating operation, the sensor of indoor heat exchanger detects condensation temperature and controls the compressor speed so that temperature of the heat exchanger does not exceed the specified value.

Reduction of compressor speed
Usual heating capacity control

ManualsBase.com

R
When the value is in Q zone, the compressor speed is kept.

P
When the value is in Q zone, the compressor speed is kept.

R
- 35 -

Description

1) When temperature of the indoor heat exchanger drops below 5°C, the compressor speed is reduced. (P zone)

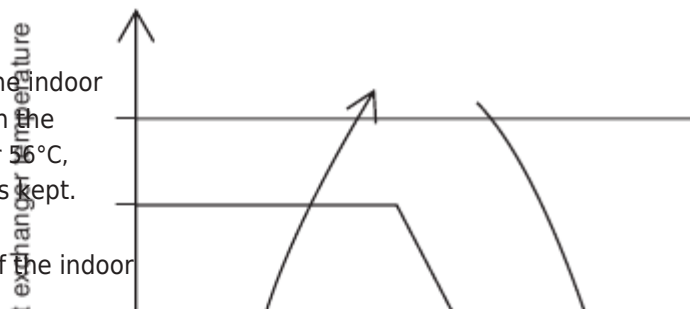
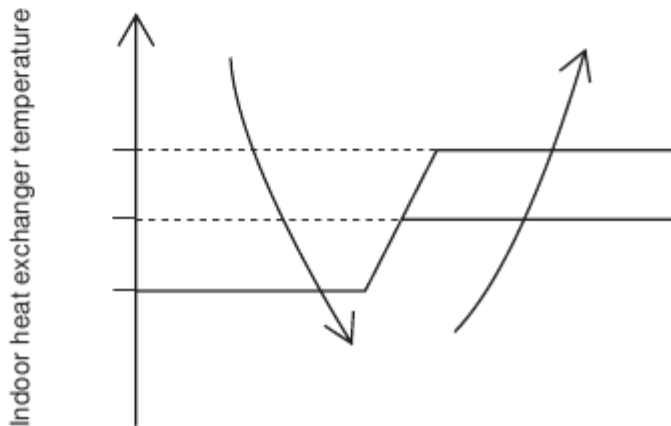
2) When temperature of the indoor heat exchanger rises in the range from 6°C to under 7°C, the compressor speed is kept. (Q zone)

3) When temperature of the indoor heat exchanger rises to 7°C or higher, the capacity control operation returns to the usual control in cooling operation. (R zone)

1) When temperature of the indoor heat exchanger rises in the range from 52°C to 56°C, the compressor speed is kept. (Q zone)

When temperature of the indoor heat exchanger drops in the range from 48°C to under 56°C, the compressor speed is kept. (Q zone)

2) When temperature of the indoor



ManualsLib.com

heat exchanger rises to 56°C or higher, the compressor speed is reduced. (P zone)

3) When temperature of the indoor heat exchanger does not rise to 52°C, or when it drops below to 48°C, the capacity control operation returns to the usual control in heating operation. (R zone)

| | | |
|--|--|--|
| | | |
| | | |

[Table of Contents](#)

1
...
32
33
34
35
36
37
38
39

Quick Links:

[Service Manual](#)

[Specifications](#)

[Indoor Unit](#)

[Clean Operation](#)

[How to Diagnose the Trouble](#)

[How to Replace the Main Parts](#)

Related Manuals for Toshiba RAS-B10SKVP-E

[Air Conditioner Toshiba RAS-B10SKVP-E Installation Manual](#)

(148 pages)

[Air Conditioner Toshiba RAS-4M23SAV-E Service Manual](#)

Split type (121 pages)

[Air Conditioner Toshiba RAS-B10SKVP-E Service Manual](#)

Split type air conditioner (119 pages)

[Air Conditioner Toshiba RAS-10SAVP-E Service Manual](#)

(119 pages)

[Air Conditioner Toshiba RAS-B10SKVP-E Service Manual](#)

Split type (117 pages)

[Air Conditioner Toshiba RAS-B10SKVP-E Service Manual](#)

(117 pages)

[Air Conditioner Toshiba RAS-B10SKVP-E Owner's Manual](#)

Split type air conditioner (91 pages)

[Air Conditioner Toshiba RAS-B10SKVP-E Owner's Manual](#)

Split type; for general public use (31 pages)

[Air Conditioner Toshiba RAS-B10SKVP-E Owner's Manual](#)

Split type (31 pages)

[Air Conditioner Toshiba RAS-B10SKVP-E Installation Manual](#)

(19 pages)

[Air Conditioner Toshiba RAS-B10SKVP-E Installation Manual](#)

Split type air conditioner (19 pages)

[Air Conditioner Toshiba RAS-16SKVP-ND Owner's Manual](#)

(230 pages)

[Air Conditioner Toshiba RAS-10SKVP-ND Installation Manual](#)

(132 pages)

[Air Conditioner Toshiba RAS-10SKVP-ND Owner's Manual](#)

(61 pages)

[Air Conditioner Toshiba RAS-B10S4KVP-G-E Installation Manual](#)

(24 pages)

[Air Conditioner Toshiba RAS-B13S4KVDG-E Service Manual](#)

(149 pages)

Related Content for Toshiba RAS-B10SKVP-E

[RAS-M05G3KVSG-E Release Protective Control By Temperature Of Indoor Heat Exchanger](#)

Toshiba RAS-M05G3KVSG-E

[RAS-18S3KV-E Release Protective Control By Temperature Of Indoor Heat Exchanger](#)

Toshiba RAS-18S3KV-E

[RAS-M07G3DV-E Release Protective Control By Temperature Of Indoor Heat Exchanger](#)

Toshiba RAS-M07G3DV-E

[RAS-M07N4KVRG-E Release Protective Control By Temperature Of Indoor Heat Exchanger](#)

Toshiba RAS-M07N4KVRG-E

[RAS-25G3KVSG-ND Release Protective Control By Temperature Of Indoor Heat Exchanger](#)

Toshiba RAS-25G3KVSG-ND

[RAS-25E2KVG-ND Release Protective Control By Temperature Of Indoor Heat Exchanger](#)

Toshiba RAS-25E2KVG-ND

[RAS-B05BKVG-E Release Protective Control By Temperature Of Indoor Heat Exchanger](#)

Toshiba RAS-B05BKVG-E

[RAS-B05E2KVG-E Release Protective Control By Temperature Of Indoor Heat Exchanger](#)

Toshiba RAS-B05E2KVG-E

This manual is also suitable for:

[Ras-b13skvp-eRas-13savp-eRas-b16skvp-eRas-16savp-eRas-10skvp-ndRas-10savp-nd](#) ... [Show all](#)