



# Clean Operation - Toshiba RAS-B10SKVP-E Service Manual



1  
2  
3  
4  
5  
6  
7  
8  
9  
10  
11  
12  
13  
14  
15  
16  
17  
18


19  
20  
21  
22  
23  
24  
25  
26  
27  
28  
29  
30  
31  
32  
33  
34  
35  
36  
37  
38  
39  
40  
41  
42  
43  
44  
45  
46  
47  
48  
49  
50  
51  
52  
53  
54  
55  
56  
57  
58  
59  
60  
61  
62  
63  
64  
65  
66  
67  
68

69  
70  
71  
72  
73  
74  
75  
76  
77  
78  
79  
80  
81  
82  
83  
84  
85  
86  
87  
88  
89  
90  
91  
92  
93  
94  
95  
96  
97  
98  
99  
100  
101  
102  
103  
104  
105  
106  
107  
108  
109  
110  
111  
112  
113  
114  
115  
116  
117  
118

119

Table Of Contents

120



•

[Table of Contents](#)

- 

Troubleshooting



•

## Bookmarks





**Item**

15. Clean operation

Unit now performing cooling or dry operation  
Only S.CLEAN indicator lights, and clean operation starts

More user manuals on

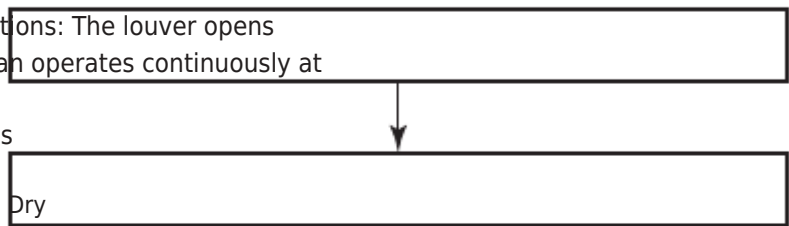
**Operation flow and applicable data, etc.**

Push "STOP" button  
Time set now elapses  
Operation stops

• During clean operations: The louver opens slightly. The indoor fan operates continuously at a speed of 260 rpm.  
Clean operation times

**Operation mode**

Cooling: Auto (cooling) Dry  
Heating: Auto (heating)



Auto (fan only)

Shutdown

- To stop an ongoing clean operation at any time

Push the start/stop button on the remote controller twice during the clean operation.

(After pushing the button for the first time, push it for the second time without delay

(within 10 minutes).)

[ManualsBase.com](http://ManualsBase.com)

### 1. Purpose

The clean operation is to minimize the growth of mold, bacteria etc. by running the fan and drying so as to keep the inside of the air conditioner clean.

### Clean operation

When the cooling or dry operation shuts down, the unit automatically starts the clean operation which is then performed for the specified period based on duration of the operation which was performed prior to the shutdown, after which the clean operation stops.

(The clean operation is not performed after a heating operation.)

### 2. Operation

- 1) When the stop signal from the remote
- 2) The period of the clean operation is
- 3) After the clean operation has been

### Operation time

#### Clean operation time

No clean operation

Up to 10 minutes

performed (0 minutes)

10 minutes or longer

4 hours

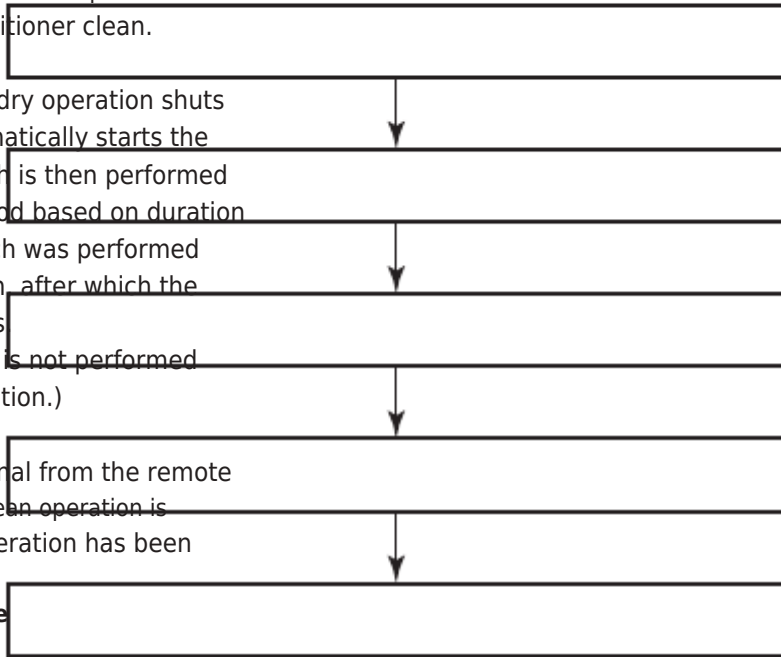
No clean operation performed

- 42 -

### Description

controller is received, the S.CLEAN indicator (green) on the main body lights, and the clean operation starts. (Neither the OPERATION indicator nor the TIMER indicator light.)

determined by the duration of the operation performed prior to the reception of the stop code. performed for the specified period, the unit stops operating.



ManualsLib.com


[Previous Page](#)  
[Next Page](#)

1  
...  
39  
40  
41  
42  
43  
44  
45  
46

Quick Links:

[Service Manual](#)

[Specifications](#)

[Indoor Unit](#)

[Clean Operation](#)

[How to Diagnose the Trouble](#)

[How to Replace the Main Parts](#)

## Related Manuals for Toshiba RAS-B10SKVP-E

[Air Conditioner Toshiba RAS-B10SKVP-E Installation Manual](#)

(148 pages)

[Air Conditioner Toshiba RAS-4M23SAV-E Service Manual](#)

Split type (121 pages)

[Air Conditioner Toshiba RAS-B10SKVP-E Service Manual](#)

Split type air conditioner (119 pages)

[Air Conditioner Toshiba RAS-10SAVP-E Service Manual](#)



(119 pages)

[Air Conditioner Toshiba RAS-B10SKVP-E Service Manual](#)

Split type (117 pages)

[Air Conditioner Toshiba RAS-B10SKVP-E Service Manual](#)

(117 pages)

[Air Conditioner Toshiba RAS-B10SKVP-E Owner's Manual](#)

Split type air conditioner (91 pages)

[Air Conditioner Toshiba RAS-B10SKVP-E Owner's Manual](#)

Split type; for general public use (31 pages)

[Air Conditioner Toshiba RAS-B10SKVP-E Owner's Manual](#)

Split type (31 pages)

[Air Conditioner Toshiba RAS-B10SKVP-E Installation Manual](#)

(19 pages)

[Air Conditioner Toshiba RAS-B10SKVP-E Installation Manual](#)

Split type air conditioner (19 pages)

[Air Conditioner Toshiba RAS-16SKVP-ND Owner's Manual](#)

(230 pages)

[Air Conditioner Toshiba RAS-10SKVP-ND Installation Manual](#)

(132 pages)

[Air Conditioner Toshiba RAS-10SKVP-ND Owner's Manual](#)

(61 pages)

[Air Conditioner Toshiba RAS-B10S4KVP-G-E Installation Manual](#)

(24 pages)

[Air Conditioner Toshiba RAS-B13S4KVDG-E Service Manual](#)

(149 pages)

## Related Content for Toshiba RAS-B10SKVP-E

[RAS-10SAVP-E Clean Operation](#)

Toshiba RAS-10SAVP-E

[RAS-M10PKVP-E Clean Operation](#)

Toshiba RAS-M10PKVP-E

[RAS-B10SKVP-E Clean Operation](#)

Toshiba RAS-B10SKVP-E

[RAS-M10PKVP-E Clean Operation](#)

Toshiba RAS-M10PKVP-E

[RAS-4M23SAV-E Clean Operation](#)

Toshiba RAS-4M23SAV-E

[RAS-M10PKVP-E Clean Operation](#)

Toshiba RAS-M10PKVP-E

[RAS-B10GKVP-E Clean Operation](#)

toshiba RAS-B10GKVP-E

[RAS-M10GKVP-E Clean Operation](#)

Toshiba RAS-M10GKVP-E

This manual is also suitable for:

[Ras-b13skvp-eRas-13savp-eRas-b16skvp-eRas-16savp-eRas-10skvp-ndRas-10savp-nd](#) ... [Show all](#)