

Initial Settings - Toshiba TCB-IFGSM1E Owner's Manual

Tcs-net gsm phone control interface

1
2
3
4
5
6
7
8
9
10
11
12
13
14
15
16
17
18

19
20
21
22
23
24
25
26
27
28
29
30
31
32
33
34
35
36
37
38
39
40
41
42
43
44
45
46
47
48
49
50
51
52

•

[Table of Contents](#)




-

Troubleshooting

•

Bookmarks

Available languages

-  EN
-  FR
-  DE
-  ES
-  CN

More



4

Initial settings

- Make the following settings on your GSM mobile phone.
- In the following example, you do not need to enter the < and > symbols. You just enter the value enclosed in < and >.
- The phone number specified at SETPERMIT is the phone number to control an air conditioner which is connected to the GSM Modem. Enter the telephone number as <GSM phone number> or <"+" +

"Country code" + "GSM phone number" (omit the first zero of the GSM phone number, if it starts from zero)> for domestic transmission, or <"International access code" + "Country code" + "GSM phone number" (omit the first zero of the GSM phone number, if it starts from zero)> for international transmission. For the details, ask your mobile network operator.

- It replies to the SETPERMIT, INFOTEL commands and the operations to the air conditioner from mobile by sending SMS messages to the phone number specified at INFOTEL. Enter the telephone number as <GSM phone number> or <"+" + "Country code" + "GSM phone number" (omit the first zero of the GSM phone number, if it starts from zero)>. "+" + Country code may not be necessary for local transmission. For the details, ask your mobile network operator.
- NAME can be up to 19 characters of English alphabets and Arabic numerals (spaces cannot be included).

NOTE

Maximum length of SMS is 160 characters. Pay attention on it when you set SETPERMIT, INFOTEL or NAME at first time.

When your message becomes more than 160 characters long, divide it into plural SMS to send.

(a) Create an SMS message for setting the setting permitted GSM phone number of the target air conditioner.

SETPERMIT

Enter the GSM phone number in < > as a string of numbers. Space character can be included.

Up to five GSM phone numbers can be entered by inserting a new line at the end of the message above.

SETPERMIT

SETPERMIT

SETPERMIT

5-EN

When a PIN is provided, be sure to enter it in <***> before <GSM phone number>. PIN is a 4-digit to 8-digit code. Space character can be included. Be sure to enter PIN for all GSM

phone numbers.

SETPERMIT

SETPERMIT

SETPERMIT ***

- 6 -

Owner's Manual



[Previous Page](#)
[Next Page](#)

1
...
3
4
5
6
7
8
9
10

Chapters

[Français 12](#)

[Deutsch 22](#)

[Español 32](#)

[□□ 42](#)

Related Manuals for Toshiba TCB-IFGSM1E

[Recording Equipment Toshiba TCB-IFGSM1E Installation Manual](#)

Tcs-net gsm phone control interface (102 pages)

[Recording Equipment Toshiba TCS-NET Service Manual](#)

General purpose interface (38 pages)

[Recording Equipment Toshiba TCS-NET Setting Tool Manual](#)

Tcs-net general purpose interface (12 pages)

[Recording Equipment Toshiba TCB-IFTH1GUL Installation Manual](#)

24v thermostat interface (16 pages)

[Recording Equipment Toshiba LonWorks TCB-IFLN642TLUL Installation Manual](#)

Ln interface (12 pages)

[Recording Equipment Toshiba TCB-IFMB641TLE Installation Manual](#)

Modbus interface (12 pages)

[Recording Equipment Toshiba TCB-IFDMX01UP-E Manual](#)

Vrf dx coil interface (58 pages)

[Recording Equipment Toshiba LONWORKS TCB-IFLN640TLE Installation Manual](#)

(8 pages)

[Recording Equipment Toshiba TCB-PX30MUE Installation Manual](#)

Connection interface kit (6 pages)

[Recording Equipment Toshiba W-602C Service Manual](#)

Video cassette recorder (92 pages)

[Recording Equipment Toshiba W-705 Service Manual](#)

Video cassette recorder (132 pages)

[Recording Equipment Toshiba ESTiA Owner's Manual](#)

Wireless interface for air to water heat pump (20 pages)

[Recording Equipment Toshiba RAV-DXC010 Installation Manual](#)

Lc dx interface (28 pages)

[Recording Equipment Toshiba BMS-IFKX0AWR-E Installation Manual](#)

Kn interface (4 pages)

[Recording Equipment Toshiba Black Pear Installation And User Manual](#)

Bms interface for toshiba air-conditioning (40 pages)

[Recording Equipment Toshiba GR 200 Series Instruction Manual](#)

Interface unit (22 pages)

Related Content for Toshiba TCB-IFGSM1E

[NV Series Switch Settings](#)

Toshiba NV Series

[TCB-IFTH1GUL Settings](#)

Toshiba TCB-IFTH1GUL

[BMS-IWF0320E Settings](#)

Toshiba BMS-IWF0320E

[Black Pear Parameter Settings](#)

Toshiba Black Pear