

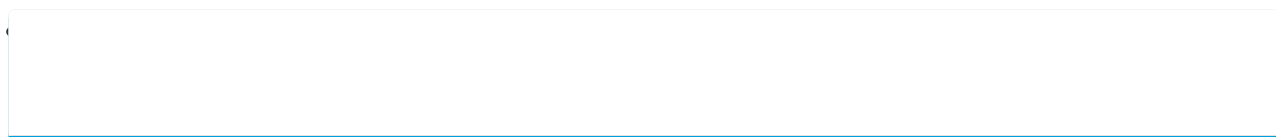
Setting - Toshiba TCB-IFGSM1E Installation Manual

Tcs-net gsm phone control interface

1
2
3
4
5
6
7
8
9
10
11
12
13
14
15
16
17
18

19
20
21
22
23
24
25
26
27
28
29
30
31
32
33
34
35
36
37
38
39
40
41
42
43
44
45
46
47
48
49
50
51
52
53
54
55
56
57
58
59
60
61
62
63
64
65
66
67
68

69
70
71
72
73
74
75
76
77
78
79
80
81
82
83
84
85
86
87
88
89
90
91
92
93
94
95
96
97
98
99
100
101
102



•

[Table of Contents](#)



-

Troubleshooting

•

Bookmarks

Available languages

-  EN
-  FR
-  DE
-  ES
-  CN

More



TCS-NET GSM Phone Control Interface

6

Setting

Set JP1, JP2, JP3, JP4, and SW1 to the positions shown in the table below:

Part No.	Function		
JP1	Selection of HA or BT		
JP2	Selection of 5V or 12V		
JP3			

Selection of 5V or 12V

JP4

Selection of GND or OPEN

JP5

Selection of HA or BT

SW1

Selection of CPU mode

SW2

PIN code setting

SW3

Setting

SW4

Resetting

The TCB-IFGSM1E does not function correctly unless JP1, JP2, JP3, JP4, JP5, and SW1 are set to the positions shown below. Be sure to set them correctly.

D-sub 9-pin

11-EN

5V

12V

JP3

SW2

CN2

PIN Code

LED1

LED2

LED3

SW4

Reset



P.C. Board Top View (with the TCB-IFGSM1E Case Lid Open)

Setting

HA

12V

12V

OPEN (in case of CN3), GND (in case of CN4)

HA

SW1-1, SW1-2, SW1-3 = OFF, SW1-4 = ON

Refer to the description on the next page.

Refer to the description on the next page.

-

CAUTION

BT

JP2

HA

SW3

JP1

Set

MCU

SW1

ON

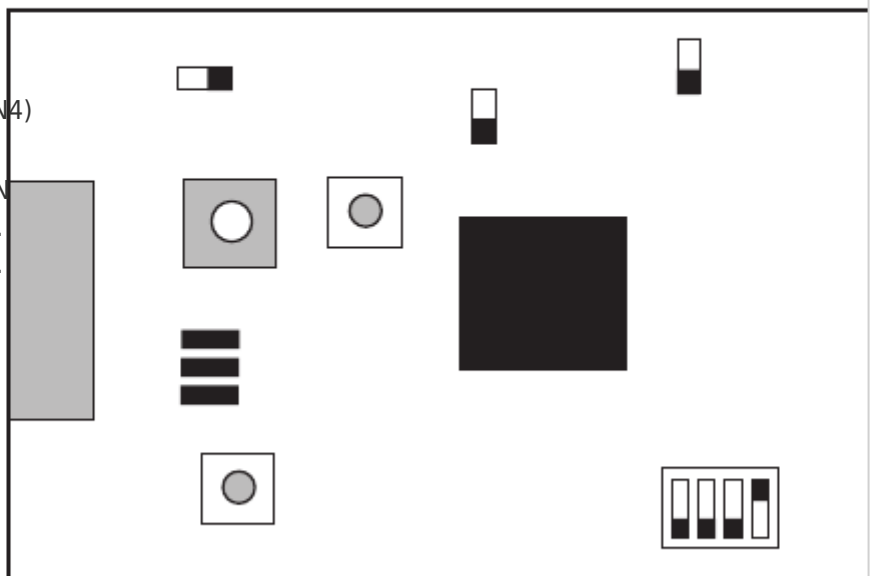
OFF

1

- 12 -

Installation Manual

5V



GND
12V
OPEN
HA
JP4
BT
JP5
CN4
CN3
2
3 4

Table of Contents

[Previous Page](#)
[Next Page](#)

1
...
9
10
11
12
13
14
15
16

Quick Links:

[Installation](#)

Chapters

[English](#) 2

[Français](#) 22

[Deutsch](#) 42

[Español](#) 62

[📄](#) 82

Related Manuals for Toshiba TCB-IFGSM1E

[Recording Equipment Toshiba TCB-IFGSM1E Owner's Manual](#)

Tcs-net gsm phone control interface (52 pages)

[Recording Equipment Toshiba TCS-NET Service Manual](#)

General purpose interface (38 pages)

[Recording Equipment Toshiba TCS-NET Setting Tool Manual](#)

Tcs-net general purpose interface (12 pages)

[Recording Equipment Toshiba TCB-IFTH1GUL Installation Manual](#)

24v thermostat interface (16 pages)

[Recording Equipment Toshiba LonWorks TCB-IFLN642TLUL Installation Manual](#)

Ln interface (12 pages)

[Recording Equipment Toshiba TCB-IFMB641TLE Installation Manual](#)

Modbus interface (12 pages)

[Recording Equipment Toshiba TCB-IFDMX01UP-E Manual](#)

Vrf dx coil interface (58 pages)

[Recording Equipment Toshiba LONWORKS TCB-IFLN640TLE Installation Manual](#)

(8 pages)

[Recording Equipment Toshiba TCB-PX30MUE Installation Manual](#)

Connection interface kit (6 pages)

[Recording Equipment Toshiba W-602C Service Manual](#)

Video cassette recorder (92 pages)

[Recording Equipment Toshiba W-705 Service Manual](#)

Video cassette recorder (132 pages)

[Recording Equipment Toshiba ESTiA Owner's Manual](#)

Wireless interface for air to water heat pump (20 pages)

[Recording Equipment Toshiba RAV-DXC010 Installation Manual](#)

Lc dx interface (28 pages)

[Recording Equipment Toshiba BMS-IFKX0AWR-E Installation Manual](#)

Kn interface (4 pages)

[Recording Equipment Toshiba Black Pear Installation And User Manual](#)

Bms interface for toshiba air-conditioning (40 pages)

[Recording Equipment Toshiba GR 200 Series Instruction Manual](#)

Interface unit (22 pages)

Related Content for Toshiba TCB-IFGSM1E

[W-705 Setting The Language](#)

Toshiba W-705

[BMS-IFDD02E2 Setting](#)

Toshiba BMS-IFDD02E2

[TCB-IFMB641TLE Setting](#)

Toshiba TCB-IFMB641TLE

[TCS-NET How To Use The Gp Setting Tool](#)

Toshiba TCS-NET

[LonWorks TCB-IFLN642TLUL Setting](#)

Toshiba LonWorks TCB-IFLN642TLUL

[BMS-IWF0320E Switch Setting](#)

Toshiba BMS-IWF0320E

[BMS-IFWH4E2 Setting](#)

Toshiba BMS-IFWH4E2

[TCS-NET Setting](#)

Toshiba TCS-NET