

If You Make A Mistake While Entering A Name; Dialing A Stored Number - Toshiba SG-1801 Owner's Manual

2.4ghz digital spread spectrum cordless telephone

1

2

3

Table Of Contents

4

5

6

7

8

9

10

11

12

13

14

15

16

17

18
19
20
21
22
23
24
25
26
27
28
29
30
31
32
33
34
35
36
37
38
39
40
41
42

--

•

[Table of Contents](#)

-

Troubleshooting

•

Bookmarks



9

Press
five times.

3



10

When finished, press



11



Press
1
stored.

12

Press
SELECT/CHANNEL



Use
or



to move the cursor to the incorrect character. Press
to erase the wrong entry, then enter the correct character. To

DELETE

delete all characters, press and hold



1



Pick up the handset and press

2





ManualsLib.com

Press

(01-20) to display the desired destination.



NOTES:

- When you press   telephone number.
- When the stored phone number has 14 or more digits,  is displayed next to the 12th digit. Press  to see the rest of the numbers, and return.

01
02
03

3



Te
123

Press

. The selected number will be dialed.

TALK

NOTE:

If you press

MEM



cancelled and the handset returns to standby.

SELECT/CHANNEL



2

3

4

1

.



or enter a two-digit number

, **the LCD displays both the name and the**

SELECT/CHANNEL

while you are selecting a location, memory selection is

MEMORY DIALING



.

5

6

7

8

.

DELETE

.

MEM

to

9

0


to be

SS

25



ManualsLib.com



01
02
03

[Previous Page](#)
[Next Page](#)

1
...
22
23
24
25
26
27
28
29

Related Manuals for Toshiba SG-1801

[Cordless Telephone Toshiba SG-1700 Owner's Manual](#)

2.4ghz digital spread spectrum cordless telephone (21 pages)

[Cordless Telephone Toshiba SG-1701 Owner's Manual](#)

2.4ghz digital spread spectrum cordless telephone (21 pages)

[Cordless Telephone Toshiba SG-1600 Owner's Manual](#)

2.4ghz digital spread spectrum cordless telephone (42 pages)

[Cordless Telephone Toshiba SG-1981 Owner's Manual](#)

2.4ghz digital spread spectrum cordless telephone (55 pages)

[Cordless Telephone Toshiba SG-1991 Owner's Manual](#)

2.4ghz digital spread spectrum cordless telephone and digital answering system (59 pages)

[Cordless Telephone Toshiba SX-2800 Owner's Manual](#)

900mhz digital spread spectrum cordless telephone (40 pages)

[Cordless Telephone Toshiba SX-2800 Owner's Manual](#)

900mhz digital spread spectrum cordless telephone (40 pages)

[Cordless Telephone Toshiba SX-2980 Owner's Manual](#)

900mhz digital spread spectrum cordless telephone digital answering system (55 pages)

[Cordless Telephone Toshiba SX-2801 Owner's Manual](#)

2.4ghz digital spread spectrum cordless telephone (40 pages)

[Cordless Telephone Toshiba SX-2981 Owner's Manual](#)

2.4ghz digital spread spectrum cordless telephone (55 pages)

[Cordless Telephone Toshiba SX-2001 Owner's Manual](#)

900mhz digital spread spectrum cordless telephone (21 pages)

[Cordless Telephone Toshiba SX-2908BK Owner's Manual](#)

900mhz spread spectrum transmission cordless telephone with digital answering system (56 pages)

[Cordless Telephone Toshiba SX-2258BK Owner's Manual](#)

900mhz spread spectrum transmission cordless telephone (60 pages)

[Cordless Telephone Toshiba SX-2808BK Owner's Manual](#)

900mhz spread spectrum transmission cordless telephone (80 pages)

[Cordless Telephone Toshiba Strata DK User Manual](#)

Cordless digital telephone (107 pages)

[Cordless Telephone Toshiba SX-2908 BK Owner's Manual](#)

Spread spectrum transmission cordless telephone/answering system (56 pages)

Related Content for Toshiba SG-1801

[Strata CTX DKT2104-CT Make A Call Using Speed Dial](#)

Toshiba Strata CTX DKT2104-CT

[DKT2004-CT Entering Program Mode](#)

Toshiba DKT2004-CT

[DKT2004-CT Entering Program Mode](#)

Toshiba DKT2004-CT

[Strata CIX200 While On A Call](#)

Toshiba Strata CIX200

[STRATA CTX DKT2004-CT Chapter 3 - Configuration Entering Program Mode](#)

Toshiba STRATA CTX DKT2004-CT

[DKT2104-CT Lcd Name/Number Display](#)

Toshiba DKT2104-CT

[DKT2104-CT Chapter 3 - Configuration Entering Program Mode](#)

Toshiba DKT2104-CT