

TOSHIBA

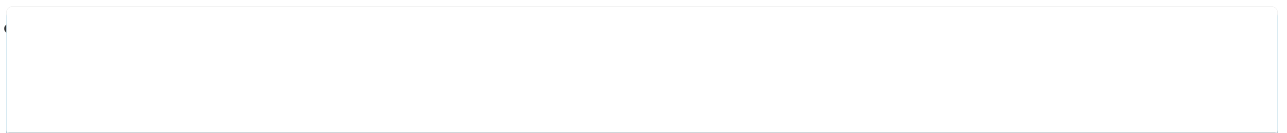
Toshiba 13A24 Owner's Manual

Toshiba owner's manual color television 13a24

1
2
3
4
5
6
7
8
9
10
11
12
13
14
15
16
17
18

19
20
21
22
23
24
25
26
27
28
29
30
31
32
33
34
35
36
37
38
39
40
41
42
43
44
45
46

Table Of Contents
47



•

[Table of Contents](#)

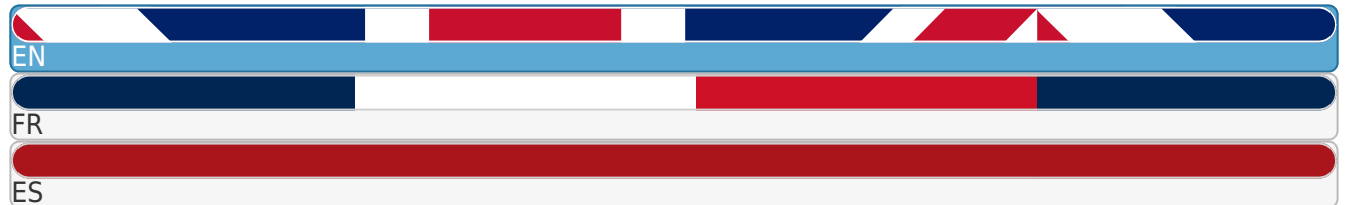
-

Troubleshooting

•

Bookmarks

Available languages



Quick Links

[1 Installation, Care, and Service](#)

[2 Remote Control](#)

[3 Tv/Video Selection](#)

[4 Antenna/Catv Connections](#)


[5 Connection to Other Equipment](#)

[6 Adjusting the Picture](#)

[7 Setting the V-Chip](#)

[8 Specifications](#)

[Download this manual](#)



13A24



3M12701A-E COVER

5/2/04, 10:01

TOSHIBA

OWNER'S MANUAL

Table of Contents

[Next Page](#)

1
2
3
4
5

Related Manuals for Toshiba 13A24

[TV Toshiba 13A24 Owner's Manual](#)

(47 pages)

[TV Toshiba 13A24 Service Manual](#)

(32 pages)

[CRT TV Toshiba 19A20 Owner's Manual](#)

Toshiba owner's manual color television 19a20 (20 pages)

[CRT TV Toshiba 13A23 Owner's Manual](#)

Toshiba owner's manual color television 13a23,13a23w (18 pages)

[CRT TV Toshiba 13a23 Service Manual](#)

(31 pages)

[CRT TV Toshiba 13A25 Owner's Manual](#)

Toshiba tv 13a25 owner's manual (15 pages)

[CRT TV Toshiba 13A25 Specifications](#)

13" diagonal blackstripe ii color tv (2 pages)

[CRT TV Toshiba 13A25 Service Manual](#)

(10 pages)

[CRT TV Toshiba 13A22 Owner's Manual](#)

Toshiba owner's manual color television 13a22 (49 pages)

[CRT TV Toshiba 13A26C Owner's Manual](#)

Toshiba color television owner's manual 13a26c, 19a26c (29 pages)

[CRT TV Toshiba 13A25C Owner's Manual](#)

Toshiba color television owner's manual 13a25c (15 pages)

[CRT TV Toshiba 14AF43 Owner's Manual](#)

Toshiba tv user's manual (36 pages)

[CRT TV Toshiba 14AF44 Service Manual](#)

(39 pages)

[CRT TV Toshiba 14AF44 Owner's Manual](#)

Toshiba 14af44 tv user manual (72 pages)

[CRT TV Toshiba 19A25 Owner's Manual](#)

Toshiba color television owner's manual 19a25 (15 pages)

[CRT TV Toshiba 14AF41 Service Manual](#)

(38 pages)

Summary of Contents for Toshiba 13A24

[Page 1](#) 13A24 3M12701A-E COVER 5/2/04, 10:01...

[Page 2: Safety Precautions](#)

ENGLISH Dear Customer, Thank you for purchasing this Toshiba TV. This manual will help you use the many exciting features of your new TV. Before operating the TV, please read this manual completely, and keep it nearby for future reference.

[Page 3: Important Safety Instructions](#)

Important Safety Instructions 1) Read these instructions. 2) Keep these instructions. 3) Heed all

warnings. 4) Follow all instructions. 5) Do not use this apparatus near water. 6) Clean only with a dry cloth. 7) Do not block any ventilation openings.

[Page 4](#) Grounding conductors (NEC Section 810-21) or continuous, unplug the power cord and contact a Toshiba Authorized Service Center. 33) Possible Adverse Effects on TV Picture Tube: If a fixed (non-moving) pattern remains on the TV screen for long periods of time, the image can become permanently engrained in the picture tube and cause subtle but permanent ghost images.

[Page 5: Location Of Controls](#)

FEATURES • 181 Channel Tuner - The tuning system is capable of receiving all 68 VHF/UHF standard broadcast channels that are available in your area. When operating on a cable system, it can tune to the standard VHF channel frequencies plus up to 113 cable channel frequencies.

[Page 6: Remote Control](#)

REMOTE CONTROL POWER CH RTN RECALL SLEEP MUTE CH + - MENU ENTER CH - - RESET TV/VIDEO CAP/TEXT CT-859 1. POWER Button - Press to turn on the TV. Press again to turn off the TV. 2. Direct Channel Selection Buttons (0-9) - Allows direct access to any channel.

[Page 7: Antenna/Catv Connections](#)

ANTENNA/CATV CONNECTIONS Choose one of the following seven connections, based on your equipment and service: Combination VHF/UHF antenna Single 75 ohm cable (or) Single 300 ohm twin-lead wire* For best performance, if you have a splitter connected, remove the splitter and connect the single wire to the transformer, and then to the TV's antenna input (as illustrated here).

[Page 8: Setting The Language](#)

SETTING THE LANGUAGE This TV can display the on-screen displays and adjustment menus in English, Spanish, or French. On-screen language selection (step 3) will automatically appear on the screen when you press the MENU button initially. Select the language you prefer first, then proceed with the other menu options. Press MENU.

[Page 9: To Memorize Channels](#)

TO MEMORIZE CHANNELS This TV is equipped with a channel memory feature that allows the TV to skip up or down to the next channel set into memory, skip- ping over unwanted channels. Before selecting channels, they must be programmed into the TV's memory.

[Page 10: Closed Caption](#)

CLOSED CAPTION WHAT IS CLOSED CAPTIONING? This television has the capability to decode and display closed captioned television programs. When available, closed captioning will display text on the screen for hearing impaired viewers or it will translate and display text in another language. TO VIEW CLOSED CAPTIONS Press CAP/TEXT on the remote control to switch between normal TV and the two closed caption modes (captions and 1/2 of full screen Text).

[Page 11: Using The Lock Menu](#)

USING THE LOCK MENU The LOCK menu includes the CH LOCK, VIDEO LOCK, GAME TIMER and CHANGE PASSWORD functions. You can use these functions after entering the correct PASSWORD. (This password is the same one selected under "SETTING THE V-CHIP" on page 10.) LOCKING CHANNELS With the CH LOCK feature, you can lock specific channels.

[Page 12: Troubleshooting Guide](#)

TROUBLESHOOTING GUIDE Before requesting service, please refer to the following chart for the symptom and possible solution. SYMPTOMS POSSIBLE SOLUTIONS • Make sure the power cord is plugged in. TV does not • Try another AC outlet. operate • Power is off; check fuse or circuit breaker. •...

[Page 13: Limited United States Warranty](#)

Limited United States Warranty For 24" FST PURE Toshiba America Consumer Products, L.L.C. ("TACP") makes the following limited warranties to original consumers in the United States. THESE LIMITED WARRANTIES EXTEND TO THE ORIGINAL CONSUMER PURCHASER OR ANY PERSON RECEIVING THIS TELEVISION AS A GIFT FROM THE ORIGINAL CONSUMER PURCHASER

