



# Important Safety Instructions - Toshiba 32HF72 Owner's Manual

Colorstream color television



1

2

3

4

Table Of Contents

5

6

7

8

9

10

11

12

13

14

15

16

17

18  
19  
20  
21  
22  
23  
24  
25  
26  
27  
28  
29  
30  
31  
32  
33  
34  
35  
36  
37  
38  
39  
40  
41  
42  
43  
44  
45  
46  
47  
48  
49  
50  
51  
52  
53  
54  
55

---

•

[Table of Contents](#)

- 


Troubleshooting

•

## Bookmarks







## Important Safety Instructions

- 1) Read these instructions.
- 2) Keep these instructions.
- 3) Heed all warnings.
- 4) Follow all instructions.
- 5) Do not use this apparatus near **water.**



- 6) Clean only with a dry cloth.
- 7) Do not block any ventilation **openings. Install in accordance with** the manufacturer's instructions.
- 8) Do not install near any heat **sources such as radiators,** heat registers, stoves, or other apparatus (including amplifiers)



that produce heat.

9) Do not defeat the safety purpose of the polarized or **grounding type plug. A polarized plug has two blades** with one wider than the other. A grounding type plug has two blades and a third grounding prong. The wide blade or the third prong are provided for your safety. If the provided plug does not fit into your outlet, consult an electrician for replacement of the obsolete outlet.



**CAUTION: To reduce the risk of electric shock, do not** use the polarized plug with an extension cord, receptacle, or other outlet unless the blades can be inserted completely to prevent blade exposure.



10) Protect the power cord from being walked on or pinched, particularly at plugs, convenience receptacles, and the point where it exits the apparatus.

11) Only use attachments/accessories specified by the **manufacturer.**



12) Use only with the cart, stand, tripod, **bracket, or table specified by the manufacturer, or sold with the apparatus. When a cart is used, use** caution when moving the cart/apparatus combination to avoid injury from tip-over.



13) Unplug this apparatus during **lightning storms or when unused for long periods of time.**

14) Refer all servicing to qualified service personnel. Servicing is required when the apparatus has been damaged in any way, such as power supply cord or plug is damaged, liquid has been spilled or objects have fallen into the apparatus, the apparatus has been exposed to rain or moisture, does not operate normally, or has been dropped.

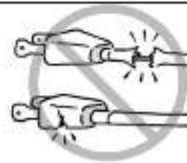


ManualsLib.com

## Installation, Care, and Service

### Installation

Follow these recommendations and precautions and heed all warnings when installing your TV:



15) Never modify this equipment. Changes or modifications may void: a) the warranty, and b) the user's authority to operate this equipment under the rules of the Federal Communications Commission.

16) an unstable cart, stand, or table. The TV may fall, causing serious personal injury, death, or serious damage to the TV.



17) Never place or store the TV in direct sunlight; hot, humid areas; areas subject to excessive dust or vibration; or locations with temperatures at or below 41°F (5°C).



18) Always place the TV on the floor or a sturdy, level, stable surface that can support the weight of the unit.

19) Never place items such as vases, aquariums, or candles on top of the TV.

20) Never block or cover the slots or openings in the TV cabinet back, bottom, and sides. Never place the TV:

• on a bed, sofa, rug, or similar surface;

• too close to drapes, curtains, or walls; or

• in a confined space such as a bookcase, built-in cabinet, or any other place with poor ventilation.

The slots and openings are provided to protect the TV from overheating and to help maintain reliable operation of the TV.

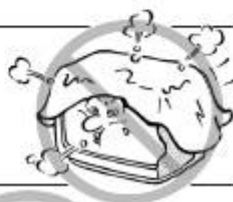
21) Never allow anything to rest on or roll over the power cord, and never place the TV where the power cord is subject to wear or abuse.

22) Never overload wall outlets and extension cords.

QUALIFIED  
SERVICE  
TECHNICIAN  
05/02.2

**DANGER: RISK OF SERIOUS PERSONAL INJURY, DEATH, OR EQUIPMENT DAMAGE! Never place the TV on**

**3**



Manual Lib.com

[Table of Contents](#)

[Previous Page](#)  
[Next Page](#)

1  
2  
3  
4  
5  
6  
7

Quick Links:

[Exploring Your New Tv](#)

[Introduction](#)

[Connecting Your Tv](#)

[Connecting a DVD Player with Colorstream...](#)

[Specifications](#)

[Troubleshooting](#)

## Related Manuals for Toshiba 32HF72

[TV Toshiba 32HF72 Service Manual](#)

N2ps chassis (111 pages)

[CRT TV Toshiba N2PS CHASSIS 32HF72 Service Manual](#)

Toshiba crt television user manual (111 pages)

[TV Toshiba 32HF72 Owner's Manual](#)

(55 pages)

[TV Toshiba 36HF72 Owner's Manual](#)



(47 pages)

[TV Toshiba 36HFX72 Service Manual](#)

(109 pages)

[CRT TV Toshiba 32HF73 Owner's Manual](#)

Colorstream color television (59 pages)

[CRT TV Toshiba 32HF73 36HF73 Owner's Manual](#)

Toshiba owner's manual color television 32hf73 36hf73 (59 pages)

[CRT TV Toshiba 32AF53 Owner's Manual](#)

Colorstream color television (48 pages)

[CRT TV Toshiba 27AF41 Owner's Manual](#)

Colorstream color television (38 pages)

[CRT TV Toshiba 27AF62 Owner's Manual](#)

Colorstream color television (41 pages)

[CRT TV Toshiba 32A14 Owner's Manual](#)

Colorstream color television (72 pages)

[CRT TV Toshiba 32A41 Owner's Manual](#)

Colorstream color television (35 pages)

[CRT TV Toshiba 32A43 Owner's Manual](#)

Colorstream color television (36 pages)

[CRT TV Toshiba 32AF45 Owner's Manual](#)

Fstpure colorstream color television (36 pages)

[CRT TV Toshiba 32AX60 Owner's Manual](#)

Toshiba owner's manual color television 32ax60, 36ax60 (44 pages)

[CRT TV Toshiba 32DF46 Owner's Manual](#)

Fstpure colorstream color television (76 pages)

## Related Content for Toshiba 32HF72

[34HFX85 Important Safety Instructions](#)

Toshiba 34HFX85

[34HF85C Important Safety Instructions](#)

Toshiba 34HF85C

[34HF83 Important Safety Instructions](#)

Toshiba 34HF83

[34HF85 Important Safety Instructions](#)

Toshiba 34HF85

[32HF73 Important Safety Instructions](#)

Toshiba 32HF73

[32DF46 Important Safety Instructions](#)

Toshiba 32DF46

[32AFX62 Important Safety Instructions](#)

Toshiba 32AFX62

[32AX60 Important Safety Instructions](#)

Toshiba 32AX60

This manual is also suitable for:

36hf72