

Learning About The Remote Control - Toshiba 43A10 Owner's Manual

Colorstream projection television

1
2
Table Of Contents
3
4
5
6
7
8
9
10
11
12
13
14
15
16
17

18
19
20
21
22
23
24
25
26
27
28
29
30
31
32
33
34
35
36
37
38
39
40
41
42
43
44
45
46
47

•


[Table of Contents](#)

-

Troubleshooting

•

Bookmarks



Enlarged version

Learning about the remote control

turns the TV on and off (pages 12, 36)

POWER

Learning about the remote control

selects video input source (page 34)

TV/VIDEO

POWER turns the TV on and off (pages 12, 36)

cycles through programmed channels (page 19)

Channel yz

TV/VIDEO selects video input source (page 34)

switches between TV, Cable, and VCR (pages 11-12)

TV/CABLE/VCR

Channel ▲▼ cycles through programmed channels (page 19)

allow direct access to channels (page 19)

Channel Numbers

TV/CABLE/VCR switches between TV, Cable, and VCR (pages 11-12)

adjusts the volume level

Volume yz

Channel Numbers allow direct access to channels (page 19)

returns to the last viewed channel (page 21)

CH RTN

Volume ▲▼ adjusts the volume level

required with some VCRs and cable TV converters to change

ENT

CH RTN returns to the last viewed channel (page 21)

This remote control has buttons that glow in the dark. See the illustration below.



the channel number

allows access to programming menus (page 16)

MENU

sets programmed menu information (pages 16, 20-23)

ENTER

selects or adjusts programming menus (page 16)

YZ x •

cycles through favorite channels (page 21)

FAV CH zy

exits programming menus (page 16)

EXIT

allow access to PIP functions (pages 24-25)

PIP Buttons

turns the PIP on or off

PIP

selects the PIP input source

SOURCE

freezes the PIP

STILL

switches the main and small pictures

SWAP

changes the position of the PIP

LOCATE

cycles through PIP channels

PIP channel zy

allow access to VCR functions (page 11)

VCR Buttons

plays a videotape

PLAY

stops a videotape

STOP

toggles between TV and VCR when viewing

TV/VCR

while recording

starts recording a videotape

REC

fast forwards a videotape

FF

rewinds a videotape

REW

freezes a videotape during playback for recording

PAUSE

plays a videotape in slow-motion

SLOW

mutes the sound (page 37)

MUTE

displays on-screen information (page 41)

RECALL

This remote control is equipped with buttons that glow in the dark (the shaded buttons in the illustration below).

POWER

RECALL

MUTE

1

2

3

6

Learning about the remote control

POWER turns the TV on and off (pages 12, 36)

TV/VIDEO selects video input source (page 34)

Channel ▲▼ cycles through programmed channels (page 19)

TV/CABLE/VCR switches between TV, Cable, and VCR (pages 11-12)

Channel Numbers allow direct access to channels (page 19)

Volume ▲▼ adjusts the volume level

CH RTN returns to the last viewed channel (page 21)

ENT required with some VCRs and cable TV converters to change the channel number

MENU allows access to programming menus (page 16)

ENTER sets programmed menu information (pages 16, 20-23)

▲▼ ◀▶ selects or adjusts programming menus (page 16)

FAV CH ▼▲ cycles through favorite channels (page 21)

EXIT exits programming menus (page 16)

PIP Buttons allow access to PIP functions (pages 24-25)

PIP turns the PIP on or off

SOURCE selects the PIP input source

STILL freezes PIP

SWAP switches the main and small pictures

LOCATE changes the position of the PIP

PIP Channel ▼▲ cycles through PIP channels

VCR Buttons allow access to VCR functions (page 11)

PLAY plays a videotape

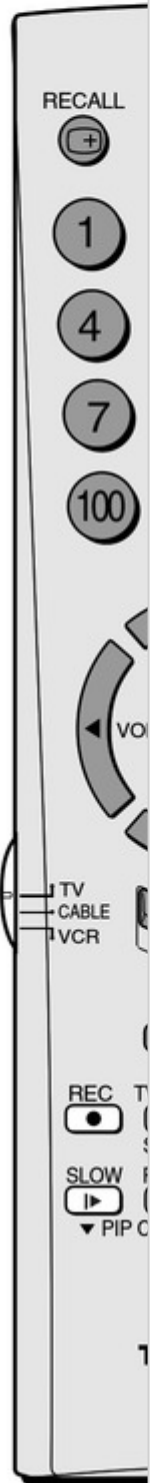
STOP stops a videotape

TV/VCR toggles between TV and VCR when viewing while recording

REC starts recording a videotape

FF fast forwards a videotape

This remote control is equipped with buttons that glow in the dark (the shaded buttons in the illustration below).



Learning about the remote control

POWER turns the TV on and off (pages 12, 36)

TV/VIDEO selects video input source (page 34)

Channel ▲▼ cycles through programmed channels (page 19)

TV/CABLE/VCR switches between TV, Cable, and VCR (pages 11–12)

Channel Numbers allow direct access to channels (page 19)

Volume ▲▼ adjusts the volume level

CH RTN returns to the last viewed channel (page 21)

ENT required with some VCRs and cable TV converters to change the channel number

MENU allows access to programming menus (page 16)

ENTER sets programmed menu information (pages 16, 20–23)


▲▼ ◀▶ selects or adjusts programming menus (page 16)

FAV CH ▼▲ cycles through favorite channels (page 21)

EXIT exits programming menus (page 16)

PIP Buttons allow access to PIP functions (pages 24–25)

This remote control has buttons that glow in the dark. See the illustration below.



[Previous Page](#)
[Next Page](#)

1
...
12
13
14
15
16
17
18
19

Quick Links:

[Exploring Your New Tv](#)

Related Manuals for Toshiba 43A10

[TV Toshiba 43A10 Service Manual](#)

(104 pages)

[Projection TV Toshiba COLORSTREAM 43A10 Owner's Manual](#)

(47 pages)

[TV Toshiba 43A10 Service Manual](#)

(8 pages)

[Projection TV Toshiba 43H72 Owner's Manual](#)

Toshiba owner's manual projection television 43h72, 50h72 (56 pages)

[Projection TV Toshiba 43H72 Specifications](#)

Theaterview hd (2 pages)

[Projection TV Toshiba 43HX71 Owner's Manual](#)

Toshiba owner's manual projection television 43hx71, 53hx71 (56 pages)

[Projection TV Toshiba 43A61 Owner's Manual](#)

Projection television (52 pages)

[Projection TV Toshiba 43H70 Owner's Manual](#)

Colorstream projection television (48 pages)

[Projection TV Toshiba 43H71 Owner's Manual](#)

(53 pages)

[Projection TV Toshiba 43H71 Owner's Manual](#)

Toshiba projection television owner's manual (52 pages)

[Projection TV Toshiba COLORSTREAM 43A61 Owner's Manual](#)

(53 pages)

[Projection TV Toshiba 43AX60 Owner's Manual](#)

Colorstream projection television (54 pages)

[Projection TV Toshiba COLOASTREAM 43AX60 Owner's Manual](#)

(54 pages)

[Projection TV Toshiba 50PH46P Service Manual](#)

Wh4 chassis (78 pages)

[Projection TV Toshiba 43PH46P Service Manual](#)

(78 pages)

[Projection TV Toshiba 50HX70 Owner's Manual](#)

Colorstream projection television (56 pages)

Related Content for Toshiba 43A10

[56MX195 Learning About The Remote Control](#)

Toshiba 56MX195

[46HM84 Learning About The Remote Control](#)

Toshiba 46HM84

[57H82 Learning About The Remote Control](#)

TOSHIBA 57H82

[DLP 46HM84 Learning About The Remote Control](#)

TOSHIBA DLP 46HM84

[DLP 56HM66 Learning About The Remote Control](#)

TOSHIBA DLP 56HM66

[TZ50V61 Learning About The Remote Control](#)

Toshiba TZ50V61

[57HDX82 Learning About The Remote Control](#)

Toshiba 57HDX82

[57HX84 Learning About The Remote Control](#)

Toshiba 57HX84