

Additional Memory Module - Toshiba PORTABLE PERSONAL COMPUTER L500 User Manual

Toshiba personal computer user manual


1
2
3
4
5
6
7
8
9
10
11
12
13
14
15
16
17
18

19
20
21
22
23
24
25
26
27
28
29
30
31
32
33
34
35
36
37
38
39
40
41
42
43
44
45
46
47
48
49
50
51
52
53
54
55
56
57
58
59
60
61
62
63
64
65
66
67
68

69
70
71
72
73
74
75
76
77
78
79
80
81
82
83
84
85
86
87
88
89
90
91
92
93
94
95
96
97
98
99
100
101
102
103
104
105
106
107
108
109
110
111
112
113
114
115
116
117
118

119
120
121
122
123
124
125
126
127
128
129
130
131
132
133
134
135
136
137
138
139
140
141
142
143
144
145
146
147
148
149
150
151
152
153
154
155
156
157
158
159
160
161
162
163
164
165
166
167
168

169
170
171
172
173
174
175
176
177
178
179
180
181
182
183
184
185
186
187
188



•

[Table of Contents](#)

-

Troubleshooting

•

Bookmarks



L500/L505/L500D/L505D

Additional memory module

You can install additional memory into the computer in order to increase the amount of system memory that is available. This section describes how to install and remove optional memory modules.

You should place a mat beneath the computer in order to prevent the computer's lid from becoming scratched or damaged when you are installing/replacing the memory module. In this instance you should avoid mats that are made of materials that hold or generate static electricity.


When installing or removing a memory module, you must ensure that you do not touch any other internal areas of the computer.

Insert the two memory modules into Slot A and Slot B respectively.

The computer will operate in dual channel mode.

You can access the inserted memory modules efficiently in dual channel.

Use only memory modules approved by TOSHIBA.


Do not try to install or remove a memory module under the following conditions. 

a. The computer is turned on.

b. The computer was shut down in either Sleep or Hibernation Mode.

c. Wake-up on LAN is enabled.

Be careful not to let screws or other foreign matter fall into the computer. It could cause malfunction or electric shock.

Additional memory module is a precision electronic component that may be fatally damaged by static electricity. Since the human body can carry static electricity, it is important that you discharge yourself before touching or installing any additional memory modules. To discharge your body's static electricity, simply touch any metal close to you with bare hands. 

Point to note about memory module error

If you install a memory module that is not compatible with the computer, the Power indicator will flash in the following ways:

If there is an error in only Slot A or no memory module is inserted in Slot A: repeatedly flashes amber twice, then green.

If there is an error in Slot B: repeatedly flashes amber, then green twice.

If there are errors in both Slot A and Slot B: repeatedly flashes amber twice, then green twice.

In all instances you should shut down the computer and remove the incompatible module(s).

Use a # 0-point Phillips screwdriver to remove and fasten the screws - the use of an incorrect screwdriver can damage the screw heads.

8-4

User's Manual

[Previous Page](#)
[Next Page](#)

1
...
119
120
121
122

Quick Links:

[Equipment Checklist](#)

[Features](#)

[Left Side](#)

Chapters

[Table of Contents](#) 12

[Pointing Device](#) 186

Related Manuals for Toshiba PORTABLE PERSONAL COMPUTER L500

[Laptop Toshiba L500-ST2521 User Manual](#)

L500-st2521 user's guide (234 pages)

[Laptop Toshiba Satellite L505 Manual Del Usuario](#)

User guide 2 (231 pages)

[Laptop Toshiba Satellite L550 series User Manual](#)

(218 pages)

[Laptop Toshiba Satellite L500 User Manual](#)

(214 pages)

[Laptop Toshiba Satellite L505-GS5035 User Manual](#)

Portable personal computer (192 pages)

[Laptop Toshiba Satellite L500-01K00Y Resource Manual](#)

Toshiba satellite I500 series reference guide (56 pages)

[Laptop Toshiba Satellite L500D Maintenance Manual](#)

(246 pages)

[Laptop Toshiba Satellite L550-ST5707 Resource Manual](#)

Toshiba satellite I550-st5707: reference guide (60 pages)

[Laptop Toshiba Satellite L505D-S5986 Specifications](#)

Toshiba satellite I505d-s5986: specifications (4 pages)

[Laptop Toshiba Satellite L505D-S5994 Specifications](#)

Toshiba satellite I505d-s5994: specifications (4 pages)

[Laptop Toshiba Satellite A505-S5993 Specifications](#)

Toshiba satellite a505-s5993: specifications (4 pages)

[Laptop Toshiba PSLU0U-0MX035 Brochure](#)

Brochure (4 pages)

[Laptop Toshiba Satellite L505-ES5015 Specifications](#)

Toshiba satellite I505-es5015: specifications (4 pages)

[Laptop Toshiba Satellite L505-S5997 Specifications](#)

Toshiba satellite I505-s5997: specifications (4 pages)

[Laptop Toshiba L505-SP6015L Product Specification](#)

Toshiba laptop user manual (3 pages)

[Laptop Toshiba SATELLITE L505-S6951 User Manual](#)

Toshiba laptop user manual (3 pages)

Related Content for Toshiba PORTABLE PERSONAL COMPUTER L500

[L50t Additional Memory Module](#)

Toshiba L50t

[Satellite L850 Series Additional Memory Module](#)

Toshiba Satellite L850 Series

[PORTEGE R30-D Series Additional Memory Module \(Only For R30-D/A30-D\)](#)

Toshiba PORTEGE R30-D Series

[TECRA A50-E Additional Memory Module](#)

Toshiba TECRA A50-E

[P870 Additional Memory Module](#)

Toshiba P870

[Satellite Pro A30-C Additional Memory Module \(Only For A30-C\)](#)

Toshiba Satellite Pro A30-C

[TECRA A50-C Additional Memory Module](#)

Toshiba TECRA A50-C

[Tecra A40-J Additional Memory Module](#)

Toshiba Tecra A40-J

This manual is also suitable for:

[L505dL500dL505Satellite a505-s5993Satellite I505-es5015Satellite I505-s5997](#) ... [Show all](#)