

TOSHIBA

Toshiba IK-UM44H Instruction Manual

Micro camera head

1

--

•

Bookmarks

Quick Links

[Download this manual](#)

[Enlarged version](#)

MICRO CAMERA HEAD
TOSHIBA
IK-UM44H
 MICRO CAMERA HEAD

INSTRUCTION MANUAL

INFORMATION

This equipment has been tested and found to comply with the limits for a Class A digital device, pursuant to Part 15 of the FCC Rules. These limits are designed to provide reasonable protection against harmful interference when the equipment is operated in a commercial environment. This equipment generates, uses, and can radiate radio frequency energy and, if not installed and used in accordance with the instruction manual, may cause harmful interference to radio communications. Operation of this equipment in residential areas is likely to cause such interference.

INFORMATION This equipment has been tested and found to comply with the limits for a Class A digital device, pursuant to Part 15 of the FCC Rules. These limits are designed to provide reasonable protection against harmful interference when the equipment is operated in a commercial environment. This equipment generates, uses, and can radiate radio frequency energy and, if not installed and used in accordance with the instruction manual, may cause harmful interference to radio communications. Operation of this equipment in residential areas is likely to cause such interference in which case the user will be required to cease the interference at his own expense.

CAUTIONS ON USE

USER-INSTALLER CAUTION: Your authority to operate this FCC verified equipment could be voided if you make changes or modifications not expressly approved by the party responsible for compliance with the FCC rules. Please use this apparatus by connecting only with camera control unit IK-CU44A.

Read the "CAUTIONS ON USE AND INSTALLATION" in the instruction manual of IK-CU44A, and follow them.

This Class A digital apparatus complies with Canadian ICES-003.

COMPONENTS
 (1) Camera head (without lens)
 (2) Accessories

SPECIFICATIONS

Image sensor	1/3 inch
Effective pixels	Horizo
Effective image area	Horizo
Resolution	Horizo
Standard intensity of illumination for objects	40 lx
Minimum intensity of illumination for objects	3.5 lx
Weight	0.320

● Design and specifications are su

OPTIONAL PARTS

For further details, contact your co

Camera control unit

Type name	
	IK-CU44A

Lens

Type name	Focal length mm	F st
JK-L03U	3.0	2.
JK-L55U	5.5	1.
JK-L11U	11.0	2.
JK-L15U	15.0	2.

(a) Camera holder
(b) Instruktor manual

TOSHIBA INSTRUCTION MANUAL

CONNECTION

MICRO CAMERA HEAD

IK-UM44H

LIMITED WARRANTY

TOSHIBA CCD CAMERA

INFORMATION
 This equipment has been tested and found to comply with the limits for a Class A digital device, pursuant to Part 15 of the FCC Rules. These limits are designed to provide reasonable protection against harmful interference when the equipment is operated in a commercial environment. This equipment makes the following limited warranties. These limited warranties extend to the Original End-User (Yourself) and are limited to the camera head and parts against defects in material or workmanship for a period of one year from the date of original retail purchase by the end-user. During this period, ISD will repair or replace a defective product or part with a new or refurbished item. The user must deliver the entire product to an ISD authorized service center.

The user is responsible for all transportation and insurance charges for the product to the Service Center. ISD reserves the right to substitute Factory Refurbished Parts and / or Factory Refurbished Product in place of those in need of repair.

Step-by-Step Procedures - How to Obtain Warranty Service

- Verify operation of the unit by checking the instruction manual.
- If there is a defect in material or workmanship, contact an Authorized Service Provider within 30 days after the product fails to comply with specifications.
- Arrange for delivery of the product to the ISD authorized service center. Products must be insured and securely packed. Appropriate shipping charges and insurance must be prepaid by the end-user.

Questions? If you have any questions, please check the Toshiba Imaging Systems Division Web site as follows:

CAUTIONS ON USE

Website: <http://www.toshiba.com/taisisd/indmed>
 Please use this apparatus by connecting only with camera control unit IK-CU44A.

- Your Responsibility, warranties are subject to the following conditions:
- You must retain the bill of sale or provide other proof of purchase.
- You must schedule service within thirty days after you discover a defective product or part.
- All warranty servicing of this product must be made by a Toshiba ISD Authorized Service Provider.

The warranty extends to defects in material or workmanship as limited above, and not to any products or parts that are damaged by user. The warranty does not cover damage caused by misuse, accident, improper installation, improper maintenance, or use in violation of instructions furnished by ISD. The warranty does not extend to units which have been altered or modified without authorization of ISD, or to damage to products which have had the serial number removed, altered defaced or rendered illegible.

ALL WARRANTIES IMPLIED BY STATE LAW, INCLUDING THE IMPLIED WARRANTIES OF MERCHANTABILITY AND FITNESS FOR A PARTICULAR PURPOSE, ARE EXPRESSLY LIMITED TO THE DURATION OF THE LIMITED WARRANTIES SET FORTH ABOVE. Some states do not allow limitations on how long an implied warranty lasts, so the above limitation may not apply. WITH THE EXCEPTION OF ANY WARRANTIES AS HEREBY LIMITED, THE FOREGOING EXPRESS WARRANTY IS EXCLUSIVE AND IN LIEU OF ALL OTHER WITH RESPECT TO THE REPAIR OR REPLACEMENT OF ANY PRODUCTS OR PARTS. IN NO EVENT SHALL ISD BE LIABLE FOR CONSEQUENTIAL OR INCIDENTAL DAMAGES. Some states do not allow the exclusion or limitation of incidental or consequential damages so the above limitation may not apply.

No person, agent, distributor, dealer, service station or company is authorized to change, modify, extend the terms of these warranties in any manner whatsoever. The time within which an action must be commenced to enforce any obligation of ISD arising under this warranty or under any statute, law or regulation of the United States or any state thereof, is hereby limited to one year from the date you discovered the defect. This limitation does not apply to implied warranties arising under state law. Some states do not permit limitation of the time within which you may bring an action beyond the time provided by state law so the above provision may not apply to user. This warranty gives the user specific legal rights, and user may also have other rights which may vary from state to state.

TOSHIBA AMERICA INFORMATION SYSTEMS, INC.
 Imaging Systems Division

Copyright © 2002 Toshiba America, Inc. All rights reserved.

DC Supply (12V)

INSTRUCTION MANUAL

When connecting or disconnecting the camera cables

IK-CU44A (option)

connecting the camera cables

Camera control unit

INFORMATION
 This equipment has been tested and found to comply with the limits for a Class A digital device, pursuant to Part 15 of the FCC Rules. These limits are designed to provide reasonable protection against harmful interference when the equipment is operated in a commercial environment. This equipment makes the following limited warranties. These limited warranties extend to the Original End-User (Yourself) and are limited to the camera head and parts against defects in material or workmanship for a period of one year from the date of original retail purchase by the end-user. During this period, ISD will repair or replace a defective product or part with a new or refurbished item. The user must deliver the entire product to an ISD authorized service center. The user is responsible for all transportation and insurance charges for the product to the Service Center. ISD reserves the right to substitute Factory Refurbished Parts and / or Factory Refurbished Product in place of those in need of repair.

Limited One (1) Year Warranty of Labor and Parts

ISD warrants this product and parts against defects in material or workmanship for a period of one year from the date of original retail purchase by the end-user. During this period, ISD will repair or replace a defective product or part with a new or refurbished item. The user must deliver the entire product to an ISD authorized service center. The user is responsible for all transportation and insurance charges for the product to the Service Center. ISD reserves the right to substitute Factory Refurbished Parts and / or Factory Refurbished Product in place of those in need of repair.

The user is responsible for all transportation and insurance charges for the product to the Service Center. ISD reserves the right to substitute Factory Refurbished Parts and / or Factory Refurbished Product in place of those in need of repair.

SPECIFICATIONS

Image sensor

1/3 inch CCD

Effective pixels

Horizontal 400,000 pixels

Effective image area

Horizontal 3.66 inch

Resolution

Horizontal 400 lines

Standard intensity of illumination for objects

40 lx (F1.6, 3000K)

Minimum intensity of illumination for objects

3.5 lx

Weight

0.32 kg

LIMITED WARRANTY TOSHIBA CCD CAMERA

INFORMATION
 This equipment has been tested and found to comply with the limits for a Class A digital device, pursuant to Part 15 of the FCC Rules. These limits are designed to provide reasonable protection against harmful interference when the equipment is operated in a commercial environment. This equipment makes the following limited warranties. These limited warranties extend to the Original End-User (Yourself) and are limited to the camera head and parts against defects in material or workmanship for a period of one year from the date of original retail purchase by the end-user. During this period, ISD will repair or replace a defective product or part with a new or refurbished item. The user must deliver the entire product to an ISD authorized service center. The user is responsible for all transportation and insurance charges for the product to the Service Center. ISD reserves the right to substitute Factory Refurbished Parts and / or Factory Refurbished Product in place of those in need of repair.

The user is responsible for all transportation and insurance charges for the product to the Service Center. ISD reserves the right to substitute Factory Refurbished Parts and / or Factory Refurbished Product in place of those in need of repair.

The user is responsible for all transportation and insurance charges for the product to the Service Center. ISD reserves the right to substitute Factory Refurbished Parts and / or Factory Refurbished Product in place of those in need of repair.

The user is responsible for all transportation and insurance charges for the product to the Service Center. ISD reserves the right to substitute Factory Refurbished Parts and / or Factory Refurbished Product in place of those in need of repair.

The user is responsible for all transportation and insurance charges for the product to the Service Center. ISD reserves the right to substitute Factory Refurbished Parts and / or Factory Refurbished Product in place of those in need of repair.

The user is responsible for all transportation and insurance charges for the product to the Service Center. ISD reserves the right to substitute Factory Refurbished Parts and / or Factory Refurbished Product in place of those in need of repair.

The user is responsible for all transportation and insurance charges for the product to the Service Center. ISD reserves the right to substitute Factory Refurbished Parts and / or Factory Refurbished Product in place of those in need of repair.

The user is responsible for all transportation and insurance charges for the product to the Service Center. ISD reserves the right to substitute Factory Refurbished Parts and / or Factory Refurbished Product in place of those in need of repair.

The user is responsible for all transportation and insurance charges for the product to the Service Center. ISD reserves the right to substitute Factory Refurbished Parts and / or Factory Refurbished Product in place of those in need of repair.

SPECIFICATIONS

Image sensor	1/3 inch
Effective pixels	Horizontal 400,000 pixels
Effective image area	Horizontal 3.66 inch
Resolution	Horizontal 400 lines
Standard intensity of illumination for objects	40 lx
Minimum intensity of illumination for objects	3.5 lx
Weight	0.32 kg

Design and specifications are subject to change without notice.

OPTIONAL PARTS

For further details, contact your distributor.

Camera control unit

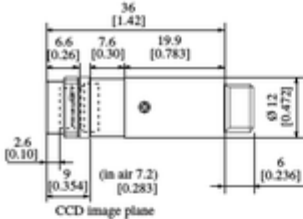
Type name	IK-CU44A
-----------	----------

Lens

Type name	Focal length mm	F number
JK-L03U	3.0	2.8
JK-L55U	5.5	1.8
JK-L11U	11.0	2.8
JK-L18U	18.0	3.6

EXTERIOR DIMENSIONS

Camera Head



When connecting or disconnecting the camera cables (for the camera head and camera control unit), always turn off the power switch of the camera control unit first. If the camera head may be damaged.

We disclaim any responsibility and shall not be liable for any of the following cases:

- Fire, earthquake or any other act of God or accident; use under extreme operating conditions.
- Malfunction or non-function resulting from loss of expected income and profit.
- Incorrect use not in compliance with instructions.
- Malfunctions resulting from misconnection.
- Repairs or modifications made by unauthorized third party.
- Notwithstanding the foregoing, Toshiba shall not be liable for the price of the product.

COPYRIGHT

There may be a conflict with the Copyright law or exhibits an image picked up by a television set. Also note that transfer of an image or file by the Copyright Law.

CAUTIONS ON USE

- Carefully handle the units. Do not drop, or give a strong shock or vibrate cables carefully to prevent cable problems.
- Do not shoot intense light.

Minimum intensity of
3.5 lx (1.03 foot-candle)
illumination for objects
Weight
0.32 oz (9g)
G

TOSHIBA

MICRO CAMERA HEAD

Design and specifications are subject to change without notice.

OPTIONAL PARTS

For further details, contact your camera dealer.

Camera control unit

Type name

IK-CU44A

Lens

Type name

JK-L03U

Focal length mm

3.0

F stop

2.0

Type name

JK-L55U

Focal length mm

5.5

F stop

1.6

Type name

JK-L11U

Focal length mm

11.0

F stop

2.0

Type name

JK-L18U

Focal length mm

18.0

F stop

3.3

INSTRUCTION MANUAL

SPECIFICATIONS

Image sensor	1/3 inch
Effective pixels	Horizo
Effective image area	Horizo
Resolution	Horizo
Standard intensity of illumination for objects	40 lx
Minimum intensity of illumination for objects	3.5 lx
Weight	0.32 oz

• Design and specifications are su

OPTIONAL PARTS

For further details, contact your ca

Camera control unit

Type name	IK-CU44A
-----------	----------

Lens

Type name	Focal length mm	F s
JK-L03U	3.0	2.0
JK-L55U	5.5	1.6
JK-L11U	11.0	2.0
JK-L18U	18.0	3.3

USER-INSTALLER CAUTION: Your authority to operate this FCC verified equipment could be voided if you make changes or modifications not expressly approved by the party responsible for compliance to Part 15 of the FCC rules.

This Class A digital apparatus complies with Canadian ICES-003.

Cet appareil numérique de la classe A est conforme à la norme NMB-003 du Canada.

EXTERIOR DIMENSIONS

Camera Head

36

1.42

6.6

7.6

19.9

[0.26]

[0.30]

[0.783]

2.6

[0.10]

6

9

(in air 7.2)

[0.236]

[0.354]

[0.283]

CCD image plane

CAUTIONS ON USE

• Please use this apparatus by connecting only with camera control unit IK-CU44A.

• Read the "CAUTIONS ON USE AND INSTALLATION" in the instruction manual of IK-CU44A, and follow them.

COMPONENTS

(1) Camera head (without lens) 1

(2) Accessories


(a) Camera holder 1

(b) Instruction manual 1

DISCLAIMER CONNECTION

We disclaim any responsibility and shall be held harmless for any damages or losses incurred by the user in any of the following cases:

1. Fire, earthquake or any other act of God; acts by third parties; misuse by the user, whether intentional or accidental; use under extreme operating conditions.
2. Malfunction or non-function resulting in indirect, additional or consequential damages, including but not limited to loss of expected income and suspension of business activities.
3. Incorrect use not in compliance with instructions in this instruction manual.
4. Malfunctions resulting from misconnection to other equipment.
5. Repairs or modifications made by the user or caused to be made by the user and carried out by an unauthorized third party.
6. Notwithstanding the foregoing, Toshiba's liabilities shall not, in any circumstances, exceed the purchase price of the product.



• When connecting or disconnecting camera cables (for the camera head and camera control unit), always turn off the power switch of the camera control unit first. If not, the camera head may be damaged.

COPYRIGHT AND RIGHT OF PORTRAIT

There may be a conflict with the Copyright Law and other laws when a customer uses, displays, distributes, or exhibits an image picked up by a television camera without permission from the copyright holder. Please also note that transfer of an image or file covered by copyright is restricted to use within the scope permitted by the Copyright Law.

CAUTIONS ON USE AND INSTALLATION WARRANTY

TOSHIBA CCD CAMERA

Carefully handle the units.

Do not drop or give a strong shock or vibration to the camera. This may cause problems. Treat the camera cables carefully to prevent cable problems, such as cable breakdown and loosened connections.

Do not shoot intense light. Intense light may cause damage to the camera. Do not use the camera in places where temperature and humidity exceed the specifications. Picture quality will be lower and internal parts may be damaged.

Be particularly careful when using in places exposed to direct sunlight. There are cases where the lens may become fogged or the CCD image plane may be damaged.

Moire: When thin stripe patterns are shot, stripe patterns that are not actually there (moire) may appear as interference stripes. This is not a malfunction.

Step-by-step Procedures - How to Obtain Warranty Service

(1) Verify operation of the unit by checking the instruction manual

(2) If there is a defect in material or workmanship, contact an Authorized Service Provider within 30 days after the product fails to comply with specifications.

(3) Arrange for the camera to be shipped to the ISD authorized service center. Products must be insured and securely packed, preferably in the original shipping carton. A letter explaining the defect and a copy of the bill of sale must accompany the camera. The shipping charges and insurance charges for the product to the Service Center. ISD reserves the right to substitute Factory Refurbished Parts and / or Factory Refurbished Product in place of those in need of repair.

Moire: When thin stripe patterns are shot, stripe patterns that are not actually there (moire) may appear as interference stripes. This is not a malfunction.

Step-by-step Procedures - How to Obtain Warranty Service

(1) Verify operation of the unit by checking the instruction manual

(2) If there is a defect in material or workmanship, contact an Authorized Service Provider within 30 days after the product fails to comply with specifications.

(3) Arrange for the camera to be shipped to the ISD authorized service center. Products must be insured and securely packed, preferably in the original shipping carton. A letter explaining the defect and a copy of the bill of sale must accompany the camera. The shipping charges and insurance charges for the product to the Service Center. ISD reserves the right to substitute Factory Refurbished Parts and / or Factory Refurbished Product in place of those in need of repair.

Moire: When thin stripe patterns are shot, stripe patterns that are not actually there (moire) may appear as interference stripes. This is not a malfunction.

Step-by-step Procedures - How to Obtain Warranty Service

(1) Verify operation of the unit by checking the instruction manual

(2) If there is a defect in material or workmanship, contact an Authorized Service Provider within 30 days after the product fails to comply with specifications.

(3) Arrange for the camera to be shipped to the ISD authorized service center. Products must be insured and securely packed, preferably in the original shipping carton. A letter explaining the defect and a copy of the bill of sale must accompany the camera. The shipping charges and insurance charges for the product to the Service Center. ISD reserves the right to substitute Factory Refurbished Parts and / or Factory Refurbished Product in place of those in need of repair.

Moire: When thin stripe patterns are shot, stripe patterns that are not actually there (moire) may appear as interference stripes. This is not a malfunction.

Step-by-step Procedures - How to Obtain Warranty Service

(1) Verify operation of the unit by checking the instruction manual

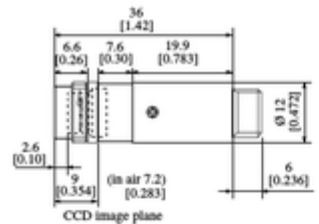
(2) If there is a defect in material or workmanship, contact an Authorized Service Provider within 30 days after the product fails to comply with specifications.

(3) Arrange for the camera to be shipped to the ISD authorized service center. Products must be insured and securely packed, preferably in the original shipping carton. A letter explaining the defect and a copy of the bill of sale must accompany the camera. The shipping charges and insurance charges for the product to the Service Center. ISD reserves the right to substitute Factory Refurbished Parts and / or Factory Refurbished Product in place of those in need of repair.

Moire: When thin stripe patterns are shot, stripe patterns that are not actually there (moire) may appear as interference stripes. This is not a malfunction.

EXTERIOR DIMENSIONS

Camera Head



We disclaim any responsibility and shall any of the following cases:

1. Fire, earthquake or any other act of G
2. Malfunction or non-function resulting limited to loss of expected income an
3. Incorrect use not in compliance with i
4. Malfunctions resulting from misconn
5. Repairs or modifications made by th
6. Notwithstanding the foregoing, Toshit price of the product.

COPYRIGHT

There may be a conflict with the Copyrig or exhibits an image picked up by a telev also note that transfer of an image or file by the Copyright Law.

CAUTIONS ON

- Carefully handle the units. Do not drop, or give a strong shock or vlt cables carefully to prevent cable problem
- Do not shoot intense light.

The protection cap protects the image sensing plane when the lens is removed from the camera, do not throw away.

TOSHIBA

INSTRUCTION MANUAL

When not using the camera for a long time.

MICRO CAMERA HEAD

When cleaning the camera

Always turn off the power and clean with a piece of soft dry cloth. Do not use benzine, alcohol, thinner, household detergents, the highly treated oil, etc. If used, coating and printed letters may be discolored. When cleaning the lens, use a lens cleaning paper, etc.

Avoid using or storing the camera in the following places:

Places filled with inflammable gas.

Places where gas leakage has been reported and found to comply with the limits for a Class A digital device,

places subject to regulation of the FCC Rules. These limits are designed to provide reasonable protection

against harmful interference when the equipment is operated in a commercial environment. This equip-

ment generates, uses, and can radiate radio frequency energy and, if not installed and used in accor-

dance with the instruction manual, may cause harmful interference to radio communications. Opera-

tion of this equipment in a residential area is likely to cause harmful interference in which case the user

is required to correct the interference at his own expense.

EXC-4302

USER-INSTALLER CAUTION: Your authority to operate this FCC verified equipment could be voided if you make changes or modifications not expressly approved by the party responsible for compliance with Part 15 of the FCC rules.

This Class A digital apparatus complies with Canadian ICES-003.

Cet appareil numérique de la classe A est conforme à la norme NMB-003 du Canada.

CAUTIONS ON USE

● Please use this apparatus by connecting only with camera control unit IK-CU44A.

● Read the "CAUTIONS ON USE AND INSTALLATION" in the instruction manual of IK-CU44A, and follow them.

COMPONENTS

EXC-4304 is not applicable for this model.

(1) Camera head (without lens)	1
Unit : mm (inch)	
(2) Accessories	
(a) Camera holder	1
(b) Instruction manual	1

CONNECTION

1.187
2-
14
0.118
0.55
20
0.787
Tri-pot screw (1/4-20UNC)

IK-CU44A (option)
Camera control unit

● When connecting or disconnecting the camera cables (for the camera head and camera control unit), always

SPECIFICATIONS

Image sensor	1/3 inch
Effective pixels	Horizo
Effective image area	Horizo
Resolution	Horizo
Standard intensity of illumination for objects	40 lx
Minimum intensity of illumination for objects	3.5 lx
Weight	0.32 o

● Design and specifications are su

OPTIONAL PARTS

For further details, contact your ca

Camera control unit

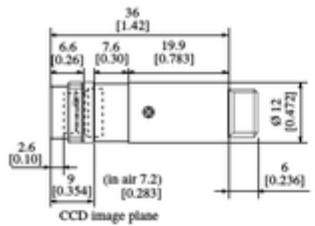
Type name	IK-CU44A
-----------	----------

Lens

Type name	Focal length mm	F si
JK-L03U	3.0	2.
JK-L55U	5.5	1.
JK-L11U	11.0	2.
JK-L18U	18.0	3.

EXTERIOR DIMENSIONS

Camera Head



Related Manuals for Toshiba IK-UM44H

[Camera Accessories Toshiba IK-TF5H Instruction Manual](#)

3ccd camera head (1 page)

[Camera Accessories Toshiba IK-HD1D Instruction Manual](#)

Camera control unit (35 pages)

[Camera Accessories Toshiba IK - HD1C Instruction Manual](#)

Camera control unit (35 pages)

[Camera Accessories Toshiba IK-HR3H Instruction Manual](#)

Cmos color camera head (1 page)

[Camera Accessories Toshiba IK - TU51CU Instruction Manual](#)

Camera control unit (53 pages)

[Camera Accessories Toshiba TCB-BT1UPE Instruction Manual](#)

Battery kit (2 pages)

[Camera Accessories Toshiba TLP848 Product Manual](#)

Toshiba photointerrupter infrared led + phototransistor product manual (12 pages)

[Camera Accessories Toshiba BU1203MC User Manual](#)

(53 pages)

[Camera Accessories Toshiba UP423467 Installation Instructions](#)

Battery for e400 (2 pages)

[Camera Accessories Toshiba JK-H01A Instruction Manual](#)

Camera housing (6 pages)