

Toshiba 2020-SD Quick Reference Manual

Toshiba strata dk/ctx 2020-sd station set

1

--

•

Bookmarks

Quick Links

[Download this manual](#)

[Enlarged version](#)

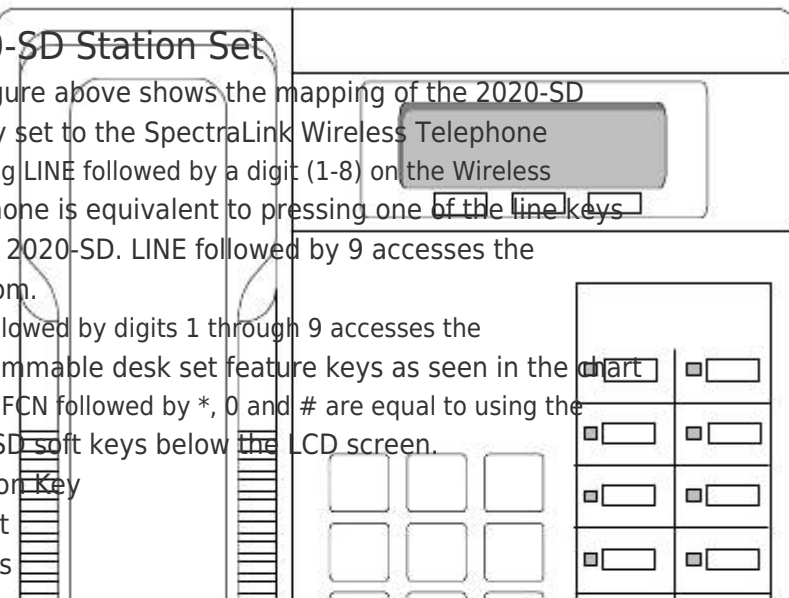
MSG
LINE+0

2020-SD Station Set

The figure above shows the mapping of the 2020-SD display set to the SpectraLink Wireless Telephone. Pressing LINE followed by a digit (1-8) on the Wireless Telephone is equivalent to pressing one of the line keys on the 2020-SD. LINE followed by 9 accesses the intercom.

FCN followed by digits 1 through 9 accesses the programmable desk set feature keys as seen in the chart below. FCN followed by *, 0 and # are equal to using the 2020-SD soft keys below the LCD screen.

Function Key
Default
Strokes

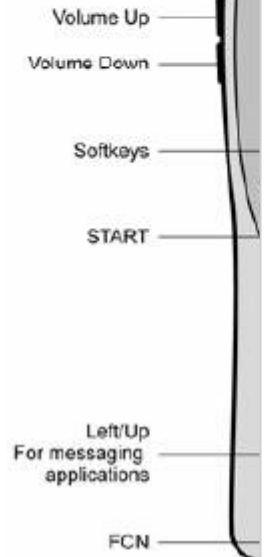
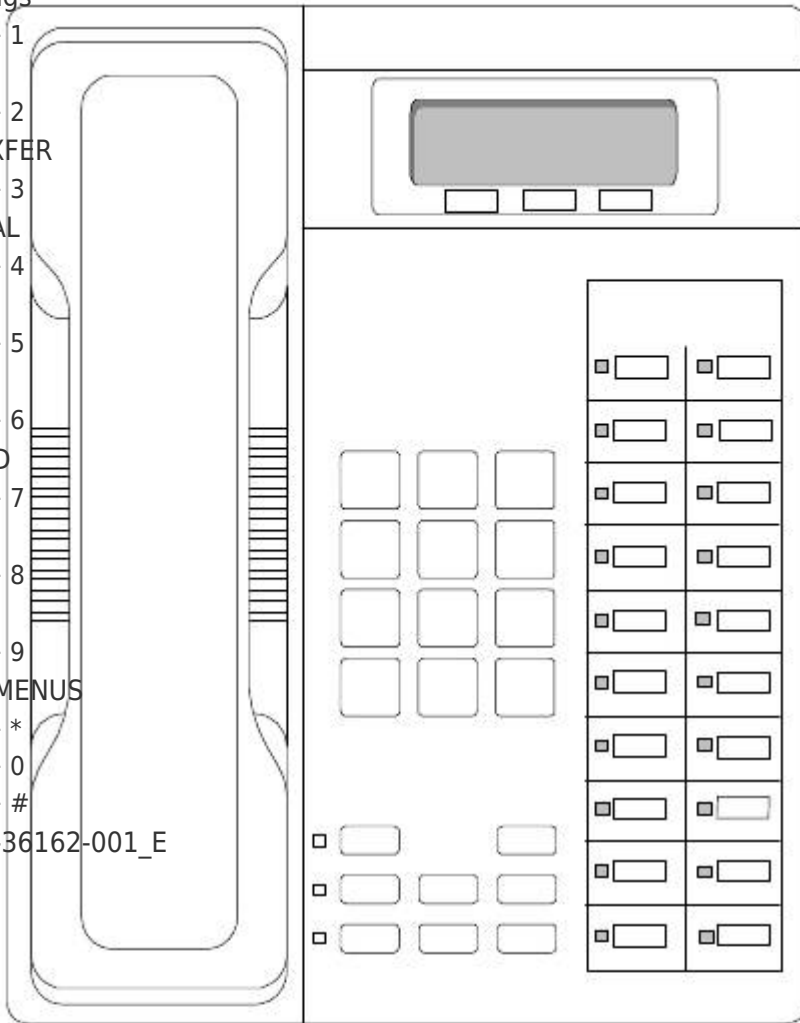


Volume Up
Volume Down
Softkeys
START

Settings

- FCN + 1
- MUTE
- FCN + 2
- CNF.XFER
- FCN + 3
- REDIAL
- FCN + 4
- MSG
- FCN + 5
- FWD
- FCN + 6
- SPEED
- FCN + 7
- PICK
- FCN + 8
- PAGE
- FCN + 9
- EXIT MENUS
- FCN + *
- FCN + 0
- FCN + #
- 1725-36162-001_E

- FCN+ *
- FCN+0
- FCN+#
- FCN+4
- N/A
- LINE+8
- N/A
- LINE+7
- N/A
- LINE+6
- N/A
- LINE+5
- N/A
- LINE+4
- FCN+9
- LINE+3
- FCN+8
- LINE+2
- FCN+7
- LINE+1
- FCN+6
- FCN+3
- LINE+9
- FCN+5
- FCN+2
- HOLD



ManualsLib.com

Fill In Your

Feature Settings

Strata is a registered trademark of
Toshiba America Information Systems, Inc.

Wireless Telephone Quick Reference Guide

Toshiba Strata DK/CTX

SpectraLink 6020 Wireless Telephone

On/Off

Press and hold END. Two
chirps on, one chirp off

Make a call

Press START to get dial tone.

Hang up

Press END. Be sure to do this

On/Off		
Press and hold END. Two chirps on, one chirp off		
Make a call		
Press START to get dial tone.		
Hang up		
Press END. Be sure to do this		

at the end of each call.

Answer call

Press START. Line indicator comes on steady when the call is answered.

Answer

Press HOLD to put your current call on hold, or END to hang up.

Press LINE + the digit that is

flashing

Hold

Press HOLD

Take off Hold

Press LINE followed by the digit for the line on hold, which will be flashing

Mute On/Off

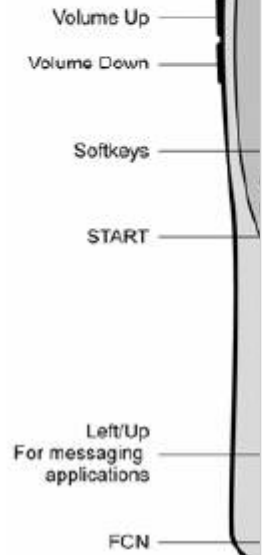
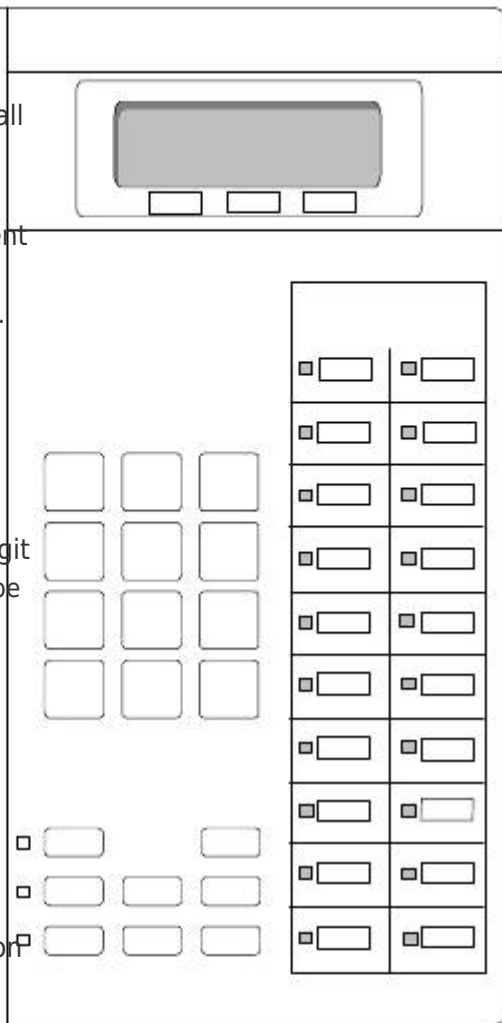
Press the MUTE softkey.

Function

Pressing FCN while off hook allows you to scroll through menu screens.

User Options

Press the CFG softkey while on hook to change handset settings.



For information on Battery Pack charging and setting user preferences, see the Wireless Telephone User Guide.

info@polycom.com • 800.775.5330

2020-SD Station Set

Related Manuals for Toshiba 2020-SD

[Telephone Toshiba Strata DK/CTX 2020-SD Quick Reference Manual](#)

Toshiba strata dk/ctx 2020-sd station set (1 page)

[Telephone Toshiba 3000 series Quick Reference Manual](#)

Strata ctx dkt/ipt telephone (13 pages)

[Toshiba 3000 Series, 2000 Series - DKT / IPT Business Telephone Quick](#)

[Reference Guide with Button Codes](#)

(article)

[Telephone Toshiba DKT 3000 Quick Reference Manual](#)

Digital telephone (2 pages)

[Telephone Toshiba Control panel module for monitor 20550 User Manual](#)

Business phones (9 pages)

[Telephone Toshiba DKT3010-SD - Digital Phone User Manual](#)

Strata ctx digital business telephone systems dkt/ipt telephone (114 pages)

[Telephone Toshiba DP5022F-SD User Manual](#)

Digital business telephone with 4-line lcd display. hearing aid compatible (12 pages)

[Telephone Toshiba DKT3220-SD - Digital Phone - Charcoal User Manual](#)

Ipt/dkt telephone (151 pages)

[Telephone Toshiba DKT User Manual](#)

Strata ctx dkt/ipt telephone (116 pages)

[Telephone Toshiba DP 5000 Series Quick Reference Manual](#)

(10 pages)

[Telephone Toshiba IP5000-Series Quick Reference Manual](#)

Toshiba telephone quick reference guide (13 pages)

[Telephone Toshiba DP5000-Series User Manual](#)

Strata cix telephone (142 pages)

[Telephone Toshiba CTX IPT/DKT User Manual](#)

Strata cix and ctx ipt/dkt telephone (171 pages)

[Telephone Toshiba DKT3000 Series User Manual](#)

Strata ctx digital business telephone systems (106 pages)

[Telephone Toshiba CTX100-S Programming Manual](#)

Strata ctx digital business telephone systems (580 pages)

[Telephone Toshiba TY-SP1 Operation Manual](#)

Pocket size wireless speaker and speakerphone (2 pages)