



Asus S2 Quick Start Manual

1
2
3
4
5
6
7
8
9
10
11
12
13
14
15
16

• PAGE

1



-


[Table of Contents](#)

•

Bookmarks

[Download this manual](#)

Quick Links



S2 LED Projector



IN SEARCH OF INCREDIBLE

Quick Start Guide

Q14595

First Edition

October 2018

Table of Contents

[Next Page](#)

1
2
3
4
5

Related Manuals for Asus S2

[Telephone Asus AiGuru S2 Manual](#)

Wireless skype phone (106 pages)

[Projector ASUS S1 E-Manual](#)

Led projector (46 pages)

[Projector Asus S1 Quick Start Manual](#)

(14 pages)

[Projector Asus S2 Series E-Manual](#)

(56 pages)

[Projector Asus ZenBeam S2 E-Manual](#)

(56 pages)

[Projector ASUS B1M E-Manual](#)

Led projector (72 pages)

[Projector Asus F1 Series E-Manual](#)

(58 pages)

[Projector Asus ZenBeam E2 Manual](#)

(51 pages)

[Projector Asus ZenBeam Latte User Manual](#)

(59 pages)

[Projector Asus P2E E-Manual](#)

P2 series (64 pages)

[Projector Asus H1 Series Quick Start Manual](#)

(16 pages)

[Projector Asus B1M E-Manual](#)

Led projector (58 pages)

[Projector Asus P1 User Manual](#)

Portable led projector (26 pages)

[Projector Asus P2 Series E9719 E-Manual](#)

Led projector (64 pages)

[Projector Asus P3E E-Manual](#)

(76 pages)

[Projector Asus F1 Series E-Manual](#)



(38 pages)

Summary of Contents for Asus S2

[Page 1](#) S2 LED Projector Quick Start Guide Q14595 First Edition October 2018...

[Page 2: Package Contents](#)

Проектор S2 LED, Projektor LED S2, proyector de LED S2, S2 LED projektor, Projektor S2 LED, S2 LED projektor, S2 LED ,   LED S2 S2 LED projektör, Світлодіодний проектор S2 HDMI HDMI кабел, cabo HDMI, HDMI ...

[Page 3](#) Дистанционно управление, Controle remoto, Dálkové ovládání, Fjernbetjening, , Afstandsbediening, Kaugjuhtimine, Télécommande, Kaukosäädin, Fernkontrolle, Τηλεχειριστήριο, , Távvezérlő, Telecomando, Remote control, Nuotolinio valdymo pultas,

Tālvadības pults, 遥控器, Fjernkontroll, Controlo remoto, Pilot zdalnego sterowania, Remote control
Пульт ДУ, Telecomandă, Mando a distancia, Daljinska kontrola, Dial'kové...

[Page 4](#) QRъководство за бърз старт и Гаранционна карта, Guia de início rápido e Cartão de garantia, Stručná příručka a záruční list, 快速启动指南和保修卡, Startvejledning og garantibevis, Beknopte handleiding en garantiokaart, Kiirjuhend ja garantiikaart, Guide de Quick Start Guide and Warranty card démarrage rapide et carte de garantie, Plkaopas ja takuukortti, Schnellstartanleitung und Garantiekarte, Οδηγός...

[Page 5](#) * Действителните технически характеристики на продукта могат да варират в зависимост от държавата или региона. * As especificações do produto real podem variar por país ou região. * 产品的实际规格可能会因国家或地区而异。 * Specifikace aktuálního produktu se mohou lišit podle země nebo regionu. * De faktiske produktspecifikationer kan variere, afhængig af dit land og region.

[Page 6](#) NOTE: Charge the projector for 3 hours before using it in battery mode for the first time.

[Page 7: Audio Input](#)

Audio input HDMI input Power output (5V/1A) USB 3.1 Gen 2 Type-C™ DisplayPort input / Power Delivery port (when in AC mode)

[Page 11](#) E-Manual version Refer to the E-Manual (<http://support.asus.com>) to know more about the features of your LED projector. (<http://support.asus.com>) Електронна версия на ръководството Вижте електронното ръководство (<http://support.asus.com>), за да научите повече за функциите на Вашия LED проектор. Versão eletrônica do manual Consulte o E-Manual (<http://support.asus.com>) para saber mais sobre os recursos de seu projetor de LED.

[Page 12](#) 快速启动指南 - 快速启动指南 - 快速启动指南 (<http://support.asus.com>) 快速启动指南 - 快速启动指南 - 快速启动指南 LED E-Kilavuz sürümü...

[Page 13](#) Video Connectivity Android devices with DisplayPort over USB Type-C™ • USB Type-C™ to USB Type-C™ Cable iOS devices with Lightning™ port • Lightning™ to USB Type-A cable Devices with HDMI port • HDMI to HDMI Cable iOS devices with 30-pin port • ...

[Page 14: Federal Communications Commission Statement](#)

Federal Communications Commission Statement This device complies with Part 15 of the FCC Rules. Operation is subject to the following two conditions: • This device may not cause harmful interference, and • This device must accept any interference received including interference that may cause undesired operation 此设备符合 FCC 规则第 15 部分的规定。操作须符合以下两个条件：• 此设备不得产生有害干扰，且 • 此设备必须接受任何接收到的干扰，包括可能引起不期望操作的干扰...

[Page 15: Asus Contact Information](#)

48720 Kato Rd., Fremont, CA 94538, USA Telephone +1-510-739-3777 +1-510-608-4555
Website <https://www.asus.com/us/> Technical Support Telephone +1-812-282-2787 Online support <https://www.asus.com/support/Product/ContactUs/Services/questionform/?lang=en>
ASUS COMPUTER GmbH (Germany and Austria) Address Harkort Str. 21-23, D-40880 Ratingen, Germany +49-2102-959911 Website <https://www.asus.de> Technical Support Telephone +49-1805-010923 Support Fax +49-2102-9599-11 Online support <https://www.asus.com/support/Product/ContactUs/>...