





## Whirlpool RCS3004R Dimensions And Installation Information

Electric built-in cooktop



1

--

•

Bookmarks

--

## Quick Links

[Download this manual](#) See also: [Use and Care Manual](#), [Instruction and Installation Manual](#)

®

## Electric Built-in Cooktop

PRODUCT MODEL NUMBER

RCS2002R

RCS3014R

RCS2012R

RCS3614R

RCS3004R

**Electrical: A 4-wire or 3-wire, single phase, 240 volt, 60 Hz., AC only electrical supply is required on a separate, 40-amp circuit, fused on both sides of the line.**

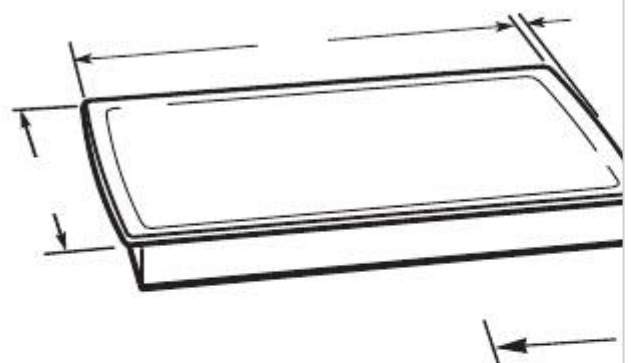
**NOTE: The 15" (38.1 cm) model series requires a 20-amp circuit.**

### CABINET OPENING DIMENSIONS

A

C

L



K

J



- A. 21" (53.3 cm) on 21" (53.3 cm) models; 30" (76.2 cm) models on 30" (76.2 cm) models; 36" (91.4 cm) on 36" (91.4 cm) models
- B. Combustible area above countertop (shown by dashed box above)
- C. 30" (76.2 cm) minimum clearance between top of cooktop platform and bottom of unprotected wood or metal cabinet (24" [61 cm] minimum clearance if bottom of wood or metal cabinet is protected by not less than 3/4" [0.6 cm] flame retardant millboard covered with not less than No. 28 MSG sheet steel, 0.015" [0.04 cm] stainless steel or 0.024" [0.06 cm] aluminum or 0.020" [0.05 cm] copper)
- D. 13" (33 cm) recommended upper cabinet depth
- E. 3" (7.6 cm)

Because Whirlpool Corporation policy includes a continuous commitment to improve our products, we reserve the right to change materials and specifications without notice.

## OVERALL DIMENSIONS

A

D

B

F

G

E

H

H

I

B

A. 21" (53.3 cm)

B. 30" (76.2 cm)

36" (91.4 cm)

C. 3/4" (1.9 cm)

D. 2 1/8" (7.3 cm)

A

**For 21" (53.3 cm) model only:**

**rear of cabinet or**

**rear wall under**

**countertop**

F. 15 1/2" (34.4 cm) on 21" (53.3 cm) models; 18 5/8" (45.7 cm) on

30" (76.2 cm) models and 36" (91.4 cm) models

G. 18" (45.7 cm) minimum clearance from upper cabinet to

countertop within minimum horizontal clearances to cooktop

H. Junction box or outlet; 12" (30.5 cm) minimum from bottom of

countertop; 10" (25.4 cm) from right side of cabinet

I. 18 5/8" (33.7 cm) on 21" (53.3 cm) models; 28 7/8" (47.3 cm) on

30" (76.2 cm) models; 35" (90.2 cm) on 36" (91.4 cm) models

J. 1" (2.5 cm) minimum distance to nearest left and right side

combustible surface above cooktop

K. 1 5/16" (3.4 cm) max. counter thickness on 21" (53.3 cm) models. See

following illustration.

L. 1" (2.5 cm) minimum clearance between back wall and countertop

Dimensions are for planning purposes only. For complete details, see Installation

Instructions packed with product. Specifications subject to change without notice.

C

D

B

D

A. 16 1/2" (41.9 cm)

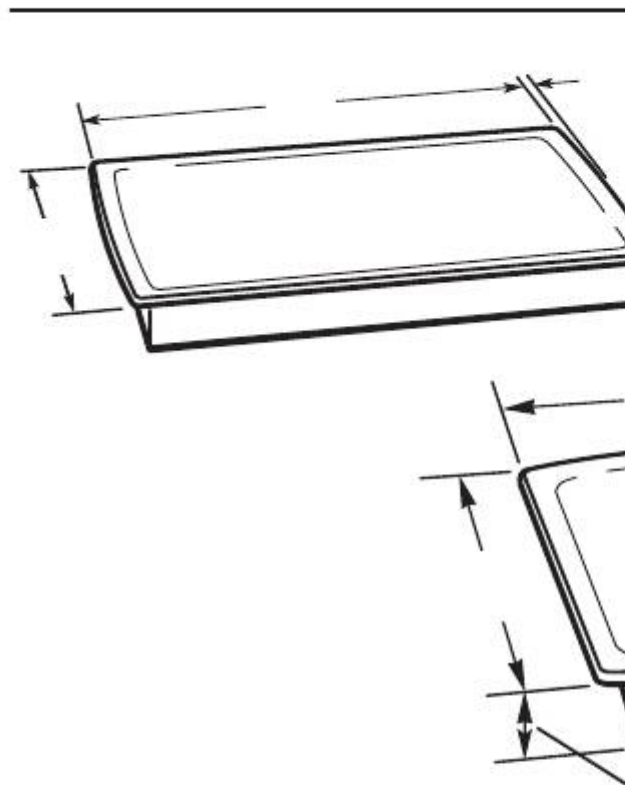
B. 21" (53.3 cm)

C. 18" (47.7 cm) overall

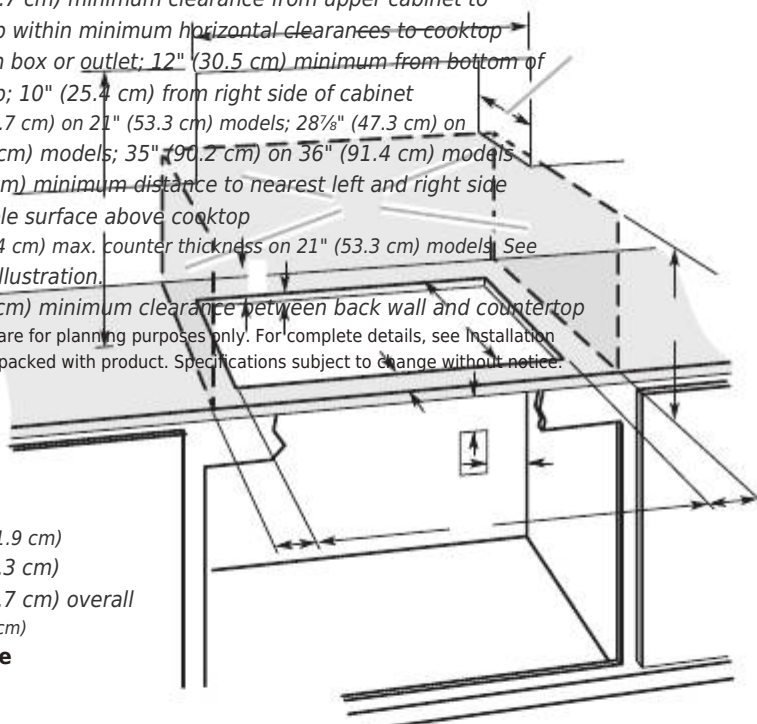
D. 2 1/8" (7.3 cm)

**back edge**

**of cutout**



ManualsLib.com





## Related Manuals for Whirlpool RCS3004R

### [Cooktop Whirlpool RCS2002RS Installation Instructions Manual](#)

Electric built-in cooktops 21" (53.3 cm), 30" (76.2 cm), and 36" (91.4 cm) (16 pages)

### [Cooktop Whirlpool RCS3004 Use & Care Manual](#)

Whirlpool electric cooktop use and care guide (16 pages)

### [Cooktop Whirlpool RCS3014RQ04 Installation Instructions Manual](#)

Electric built-in cooktops 21" (53.3cm), 30" (76.2cm), and 36" (91.4 cm) (16 pages)

### [Cooktop Whirlpool RCS2012 Use & Care Manual](#)

Electric (16 pages)

### [Cooktop Whirlpool RCS2012R Parts List](#)

20" electric built-in cooktop (2 pages)

### [Cooktop Whirlpool RCS3014R Parts List](#)

Electric built-in cooktop (2 pages)

### [Cooktop Whirlpool RCS2002G Use And Care Manual](#)

Whirlpool cooktops rcs2002g rcs2012g rcs3004g rcs3014g rcs3614g use and care guide (32 pages)

### [Cooktop Whirlpool KECS100G Owner's Manual](#)

Whirlpool & kitchenaid built-in electric cooktops (42 pages)

### [Cooktop Whirlpool RCS3004RS01 Parts List](#)

30" electric built-in cooktop (2 pages)

### [Cooktop Whirlpool RCS2002 Use & Care Manual](#)

Whirlpool electric cooktop use & care guide (19 pages)

### [Cooktop Whirlpool RSC2002RS06 Use & Care Manual](#)

Electric cooktop (16 pages)

### [Whirlpool RCS2002, RCS2012, RCS3004, RCS3014, RCS3614 - 21-inch Electric Cooktop with Stainless Steel Surface Manual](#)

(article)

### [Cooktop Whirlpool RCS2002 Use & Care Manual](#)

(16 pages)

[Cooktop Whirlpool RCS3004RS02 Parts List](#)

30" electric built-in cooktop (2 pages)

[Cooktop Whirlpool RCS3014RB01 Parts List](#)

Electric built-in cooktop (2 pages)

[Cooktop Whirlpool RCS3014RB02 Parts List](#)

30" electric built-in cooktop (2 pages)

## Related Products for Whirlpool RCS3004R

[Whirlpool RCS3004G](#)

[Whirlpool RCS3004](#)

[Whirlpool RCS3004RS02](#)

[Whirlpool RCS3004RS03](#)

[Whirlpool RCS3004RS05](#)

[Whirlpool RCS3014G](#)

[Whirlpool RCS3014](#)

[Whirlpool RCS3014RB02](#)

[Whirlpool RCS3014RS02](#)

[Whirlpool RCS3014RT02](#)

[Whirlpool RCS3014RQ04](#)

[Whirlpool RCS3014RB05](#)

[Whirlpool RCS3014RS04](#)

[Whirlpool RCS3014RT04](#)

[Whirlpool RCS3014RB03](#)

[Whirlpool RCS3014RT03](#)

This manual is also suitable for:

Rcs3614r rcs2012rs rcs3014rb rcs3014rq rcs3014rsRcs2002rs - electric cooktop ... [Show all](#)