





## Whirlpool WFG110AV Dimension Manual

30" freestanding gas range



1

--

•

Bookmarks

--

## Quick Links

[Download this manual](#) See also: [Use and Care Manual](#), [User Manual](#)

®

## 30" Freestanding Gas Range

PRODUCT LINE NUMBER

SF110AXS

WFG110AV

WFG111SV

### Gas supply: Use 3/4" rigid pipe gas supply line

to the range location. A smaller size pipe on long runs may result in insufficient gas supply. With L.P. gas, piping or tubing size can be 1/2" minimum. If local codes permit, it is recommended that new flexible metal tubing, design-certified by CSA, 1/2-inch or 3/4-inch I.D., be used for connecting the range to the rigid gas supply line. A 1/2" male pipe thread is needed for connection to pressure regulator female pipe threads. An individual manual shutoff valve must be located in the same room, but external to the



range.

**Electrical:** 120-volt, 60 Hz, AC-only, 15 amp, electrical supply fused on both sides of the line. A separate circuit is recommended. A time-delay fuse or circuit breaker is recommended.

### CABINET OPENING DIMENSIONS

18" (45.7 cm) min.

clearance upper  
side cabinet to  
countertop

This shaded area  
recommended for  
electrical outlet.

Contact a qualified floor covering  
installer to check that the floor  
covering can withstand at least 200°F.  
Use an insulated pad or 1/4" (6.4 mm)  
plywood under range if installing  
range over carpeting.

Because Whirlpool Corporation policy includes a continuous commitment to improve  
our products, we reserve the right to change materials and specifications without notice.

### OVERALL DIMENSIONS

26-3/4" (67.9 cm)

depth with handle

24-1/4" (61.6 cm)

13" (33.0 cm)

max. upper

cabinet depth

30" (76.2 cm) min.

cabinet opening

width

30-1/8" (76.5 cm)

opening

width

2" (5.1 cm) min.

countertop space to

side wall or other

combustible material

This shaded area  
recommended  
for installation of

gas pipe.

10"

24"

(25.4 cm)

(61 cm)

8"

(20.3 cm)

5"

2"

(12.7 cm)

(5.1 cm)

\*\*\* NOTE: 24" (61.0 cm) min. when bottom of wood or metal cabinet is

5"

protected by not less than 1/4" (6.4 mm) flame retardant millboard

3"

(12.7 cm)

covered with not less than No. 28 MSG sheet steel, 0.015" (0.4 mm)

(7.6 cm)

stainless steel, 0.024" (0.6 mm) aluminum or 0.020" (0.5 mm)

copper.

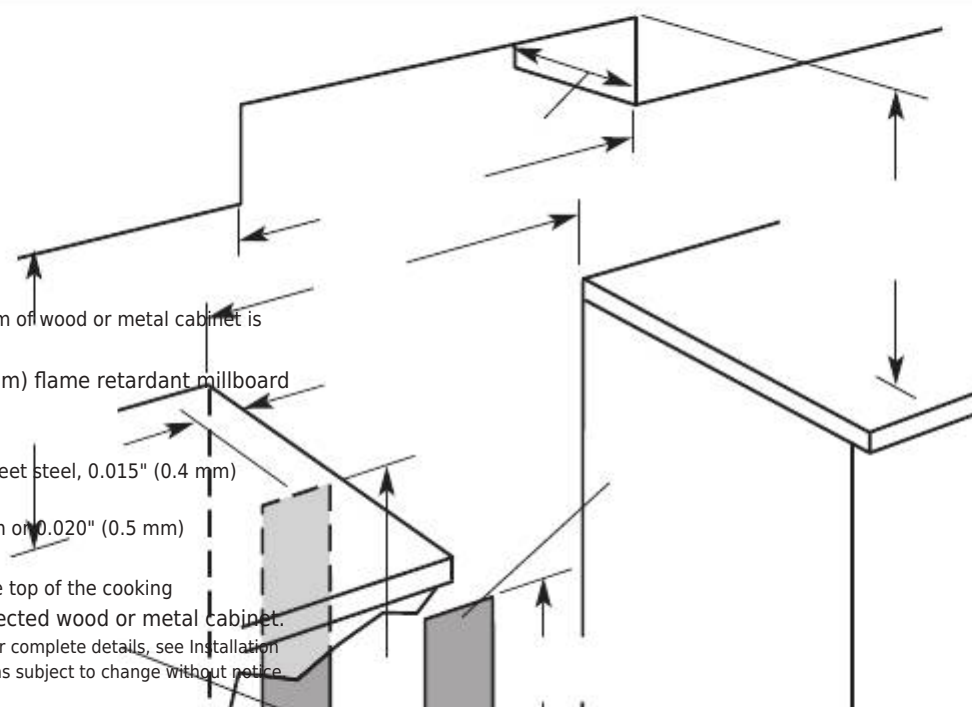
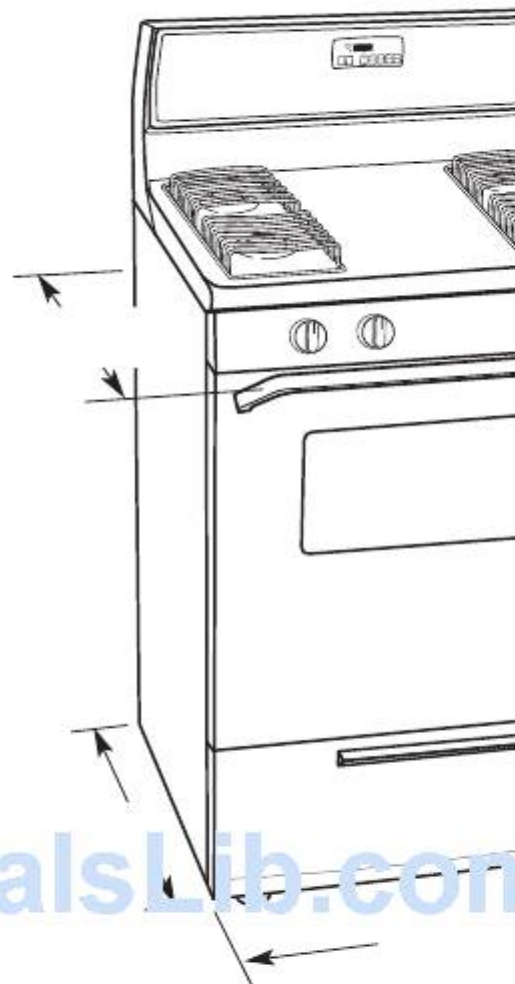
30" (76.2 cm) min. clearance between the top of the cooking

platform and the bottom of an unprotected wood or metal cabinet.

Dimensions are for planning purposes only. For complete details, see Installation

Instructions packed with product. Specifications subject to change without notice.

(91.4 cm)





29-7/8" (75.9 cm)

width

For minimum clearance  
to top of cooktop, see

**NOTE.\*\*\***

Do Not seal the range to  
the side cabinets.

If cabinet depth is greater  
than 24" (61.0 cm), oven  
frame must extend  
beyond cabinet fronts by  
1/2" (1.3 cm) min.

36"

cooktop

height

46-1/4" (117.5 cm)


overall height for

tall backguard

models

Ref. W10032070B

07-15-08



## Related Manuals for Whirlpool WFG110AV

### [Cooktop Whirlpool SF110AXS Use And Care Manual](#)

Whirlpool standard cleaning gas range use and care guide (28 pages)

### [Cooktop Whirlpool W10032070 User Manual](#)

30" (76.2 cm) freestanding gas ranges (16 pages)

### [Ranges Whirlpool WFG114SV Dimensions](#)

30" freestanding gas range (1 page)

### [Ranges Whirlpool SF114PXS Product Dimensions](#)

30" freestanding gas range (1 page)

### [Ranges Whirlpool WFG114SWQ Use And Care Manual](#)

Standard cleaning gas range (48 pages)

### [Ranges Whirlpool WFG114SV Installation Instructions Manual](#)

30" (76.2 cm) freestanding gas ranges (16 pages)

### [Ranges WHIRLPOOL WFG110AVQ0 Use & Care Manual](#)

Standard cleaning gas range (28 pages)

### [Ranges WHIRLPOOL WGF114SVQ0 Use & Care Manual](#)

Standard cleaning gas range (48 pages)

### [Ranges Whirlpool WFG114SVT0 Installation Instructions Manual](#)

30"(76.2cm) freestanding gas range with standard clean oven (16 pages)

### [Ranges Whirlpool AER5522VAS0 Manual](#)

Freestanding gas and electric range controls troubleshooting guide (71 pages)

### [Ranges Whirlpool WFG361LVS User Instructions](#)

Whirlpool gas range user instructions (12 pages)

[Ranges Whirlpool WFG320M0BW0 Installation Instructions Manual](#)

30" (76.2 cm) freestanding (16 pages)

[Ranges Whirlpool WFG505M0BB Installation Instructions Manual](#)

30" (76.2 cm) freestanding (32 pages)

[Ranges Whirlpool WFG525S0HW User Instructions](#)

(40 pages)

[Ranges Whirlpool WFG505M0MB Use & Care Manual](#)

Standard cleaning gas range (16 pages)

[Ranges Whirlpool WFG770H0FZ Manual](#)

(51 pages)

## Related Products for Whirlpool WFG110AV

[Whirlpool WFG381LV](#)

[Whirlpool WFG381LVS](#)

[Whirlpool WFG381LVB - 30 Inch Gas Range](#)

[Whirlpool WFG381LVQ - 30 Inch Range](#)

[Whirlpool WFG381LVS - 30 Inch Gas Range](#)

[Whirlpool WFG540H0A](#)

[Whirlpool W3CG3014XW](#)

[Whirlpool W5CG3024XS](#)

[Whirlpool W5CG3024XB00](#)

[Whirlpool W5CG3024XW01](#)

[Whirlpool WCE97US6H](#)

[Whirlpool WCI55US0JB](#)

[Whirlpool WCG77US0H](#)

[Whirlpool WCG97US0HS](#)

[Whirlpool W5CE1522FB01](#)

[Whirlpool WRT9350AU](#)

This manual is also suitable for:

[Wfg111sv wfg110avq wfg111svqSf110axs](#)