



Whirlpool WGT3300X Installation Information

27" (69 cm) electric washer/dryer

1
2

•

Bookmarks

[Download this manual](#)

Quick Links



PRODUCT MODEL NUMBERS

WGT3301X

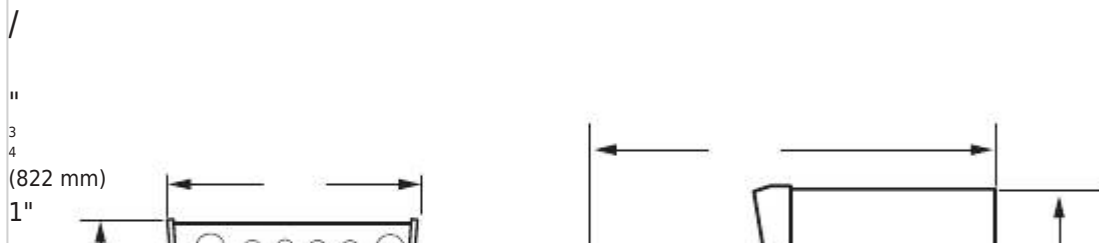
Whirlpool

Dimensions/Clearances

Front View



1
4
(692 mm)



(25 mm)

Clearances Whirlpool

Side Clearances
(recommended/minimum)

1"/0"

(25 mm/0 mm)

Because Whirlpool Corporation policy includes a continuous commitment to improve our products, we reserve the right to change materials and specifications without notice.

27" (69 cm) Electric Washer/Dryer

Side View

/

"

1
2

(1207 mm)

(813 mm)

Front/Back/Top

(recommended/minimum)

1"/0"

1"

(25 mm/0 mm)

(25 mm)

(Closet)

/

"

3
4

(1822 mm)

32"

1"

(25 mm)

12"

(305 mm)

5"

(127 mm)

Dimensions are for planning purposes only. For complete details, see Installation Instructions packed with product. Specifications subject to change without notice.

Back View

11"

(279 mm)

/

"

1
2

/

"

3

(902 mm)

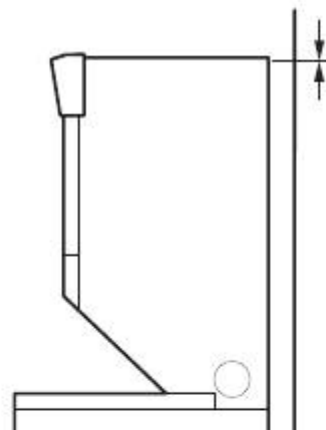
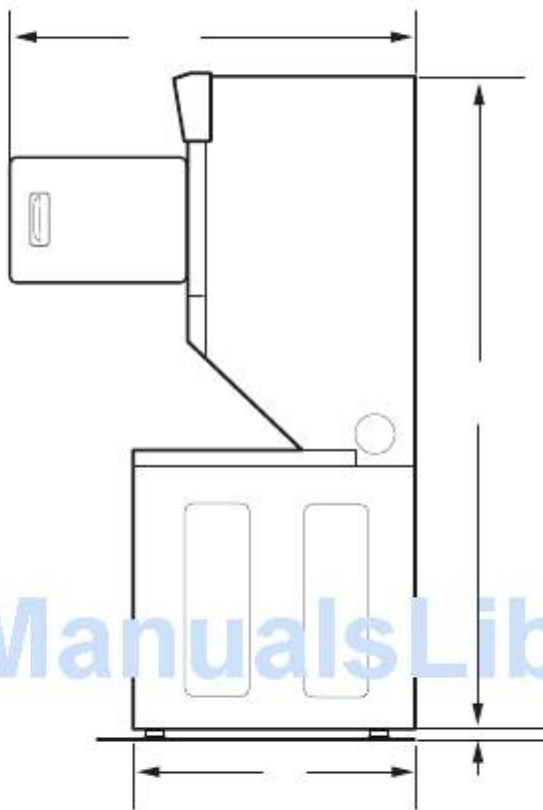
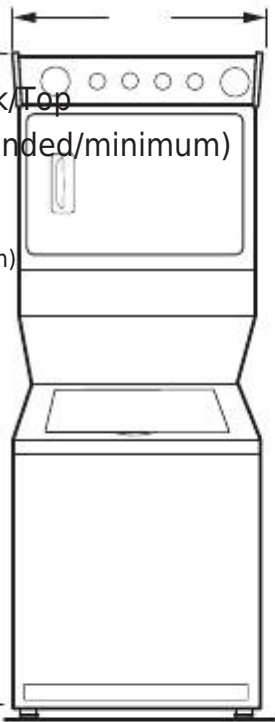
4

(654 mm)

Recessed area of closet installation

48 in.

2



ManualsLib.com

(310 cm

)

2

Front
Closet

View

door

24 in.

2

(155 cm

)

2

/

"

1

4

(692 mm)

/

"

3

4

(1822 mm)

14"

(356 mm)

1"

(25 mm)

3"

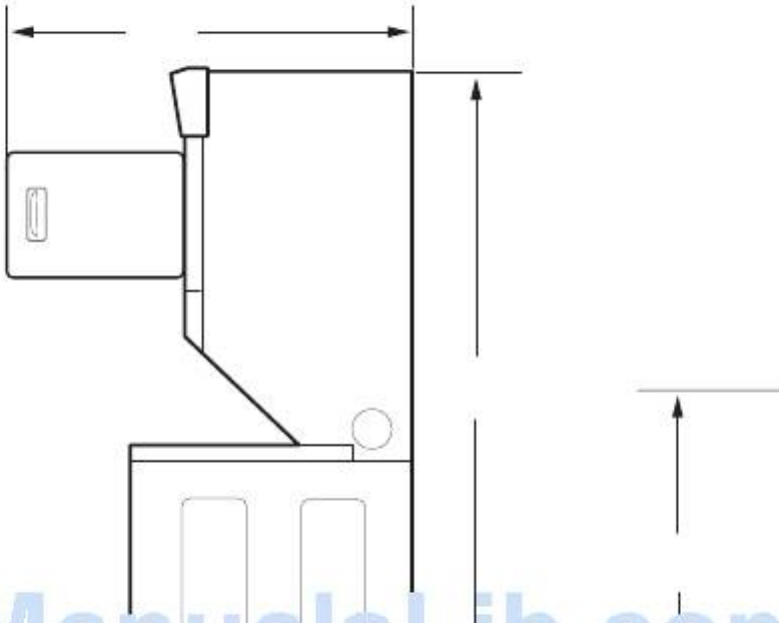
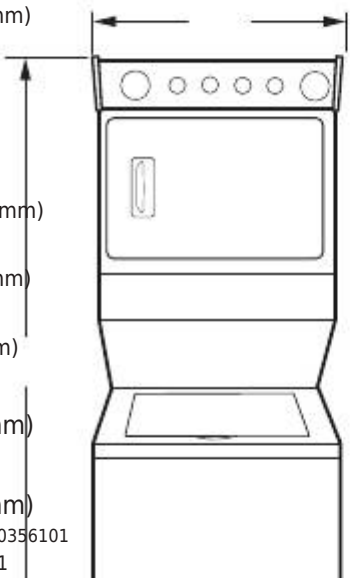
(76 mm)

3"

(76 mm)

Ref. W10356101

02/2011



[Next Page](#)

1

2

Related Manuals for Whirlpool WGT3300X

[Washer Whirlpool WGT3300XQ Energy Manual](#)

Energy guide (2 pages)

[Washer/Dryer Whirlpool W10343071A Use And Care Manual](#)

Whirlpool washer/dryer user manual (52 pages)

[Dryer Whirlpool WED5500XW Instruction Manual](#)

Cabrio® high efficiency electric dryer with accudry™,† drying system ventilation specification (8 pages)

[Washer/Dryer Whirlpool LTE5243DQ User Instructions](#)

Combination washer/electric dryer (28 pages)

[Washer/Dryer Whirlpool Cabrio WTW5700XW Specifications](#)

High-efficiency laundry with 6th sense technology (1 page)

[Washer/Dryer Whirlpool WGT3300SQ0 Parts List](#)

Washer/dryer laundry system (22 pages)

[Washer/Dryer Whirlpool LTE5243DQ7 User Instructions](#)

(36 pages)

[Washer/Dryer Whirlpool WGT3300SQ0 Installation Instructions Manual](#)

27"(69cm)gas washer/dryer (36 pages)

[Washer/Dryer Whirlpool WGT3300SQ1 Parts List](#)

Washer/dryer laundry system (22 pages)

[Washer/Dryer Whirlpool WGT4027EW Installation Instructions Manual](#)

24" (61 cm) & 27" (69 cm) gas washer/dryer (23 pages)

[Washer/Dryer Whirlpool WGT3300XQ2 Use And Care Manual](#)

(52 pages)

[Washer/Dryer Whirlpool WGTLV27HW Use And Care Manual](#)

(60 pages)

[Washer/Dryer Whirlpool WGT4027HW Use And Care Manual](#)

(26 pages)

[Washer/Dryer Whirlpool WGTLV27F Manual](#)

Gas washer/dryer (4 pages)

[Washer/Dryer Whirlpool WET4024HW Use And Care Manual](#)

(84 pages)

[Washer/Dryer Whirlpool WET4024EW0 Use And Care Manual](#)

(84 pages)

Summary of Contents for Whirlpool WGT3300X

[Page 1](#) Side Clearances (recommended/minimum) 1"/0" (25 mm/0 mm) (25 mm/0 mm)
Because Whirlpool Corporation policy includes a continuous commitment to improve our products, we reserve the right to change materials and specifications without notice. 27" (69 cm) Electric Washer/Dryer Side View 47.5 "...

[Page 2: Electrical Requirements](#)

ELECTRICAL REQUIREMENTS To supply the required 3 or 4 wire, single phase, 120/240 volt, 60 Hz., AC only electrical supply (or 3 or 4 wire, 120/208 volt electrical supply, if specified on the serial/rating plate) on a separate 30-amp circuit, fused on both sides of the line. A time-delay fuse or circuit breaker is recommended.

This manual is also suitable for:

wgt3300xq