

Inserting Pc Cards - Toshiba 1410-S105 User Manual

1410-s105 user's guide

1
2
3
4
5
6
7
8
9
10
11
12
13
14
15
16
17

Table Of Contents

18
19
20
21
22
23
24
25
26
27
28
29
30
31
32
33
34
35
36
37
38
39
40
41
42
43
44
45
46
47
48
49
50
51
52
53
54
55
56
57
58
59
60
61
62
63
64
65
66
67


68
69
70
71
72
73
74
75
76
77
78
79
80
81
82
83
84
85
86
87
88
89
90
91
92
93
94
95
96
97
98
99
100
101
102
103
104
105
106
107
108
109
110
111
112
113
114
115
116
117

118
119
120
121
122
123
124
125
126
127
128
129
130
131
132
133
134
135
136
137
138
139
140
141
142
143
144
145
146
147
148
149
150
151
152
153
154
155
156
157
158
159
160
161
162
163
164
165
166
167

168
169
170
171
172
173
174
175
176
177
178
179
180
181
182
183
184
185
186
187
188
189
190
191
192
193
194
195
196
197
198
199
200
201
202
203
204
205
206
207
208
209
210
211
212
213
214
215
216
217

218
219
220
221
222
223
224
225
226
227
228
229
230
231
232
233
234
235
236
237
238
239
240
241
242
243
244
245
246
247
248
249
250
251
252
253
254
255
256
257
258
259
260
261
262
263
264
265
266
267

268
269
270
271



•

[Table of Contents](#)

•

Bookmarks



188

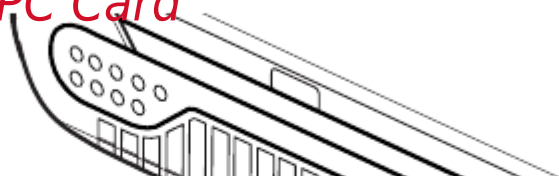
Exploring Your Options

Using PC Cards

Inserting PC Cards

Inserting a PC Card

1



If your PC Card does not support hot swapping, save your data and turn off the computer before inserting the PC Card. For more information, see

[page](#)

2

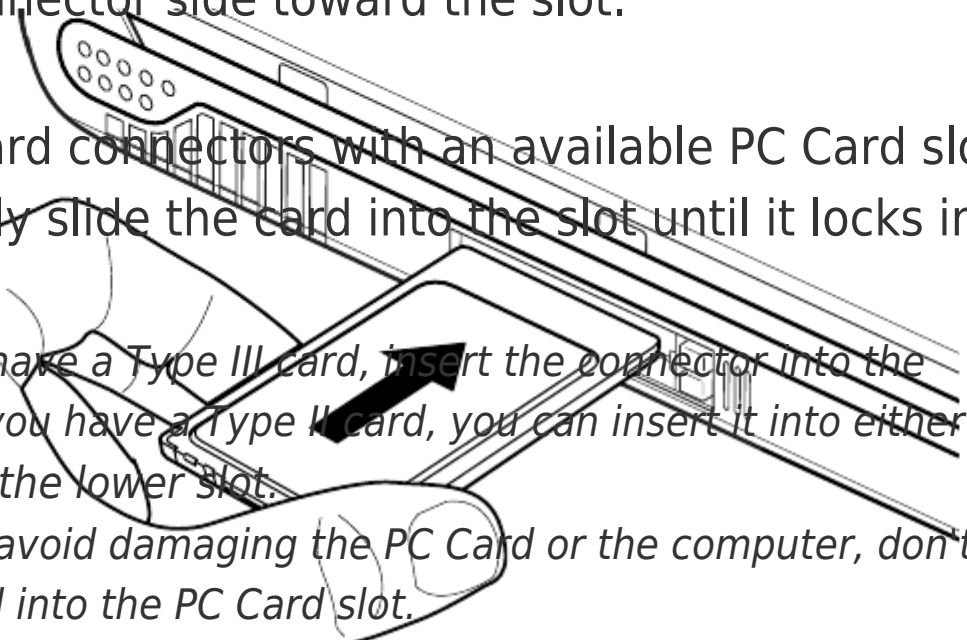
Hold the PC Card with the arrow or main label side up and the connector side toward the slot.

3

Align the card connectors with an available PC Card slot and carefully slide the card into the slot until it locks into place.

NOTE: If you have a Type III card, insert the connector into the lower slot. If you have a Type II card, you can insert it into either the upper or the lower slot.

CAUTION: To avoid damaging the PC Card or the computer, don't force the card into the PC Card slot.



189.

["Hot swapping" on](#)

[Previous Page](#)
[Next Page](#)

1

...

187

188

189

190

Quick Links:

[Wireless Interoperability](#)

Related Manuals for Toshiba 1410-S105

[Laptop TOSHIBA Satellite 1415 Series User Manual](#)

Toshiba satellite computer (266 pages)

[Laptop Toshiba PS241U-2DC2P7 User Manual](#)

User manual (240 pages)

[Laptop Toshiba Satellite 1410 User Manual](#)

(240 pages)

[Laptop Toshiba Satellite 1415-S105 Specifications](#)

Satellite 1415 series (2 pages)

[Laptop Toshiba Satellite 1415-S115 Specifications](#)

Satellite 1415 series (2 pages)

[Laptop Toshiba 1405-S171 User Manual](#)

1405-s171 user's guide (298 pages)

[Laptop TOSHIBA Satellite 1400 User Manual](#)

Portable personal computer (240 pages)

[Laptop TOSHIBA Satellite 1400 User Manual](#)

Toshiba satellite portable personal computer (232 pages)

[Laptop Toshiba Satellite Radius 14 L40W-C User Manual](#)

(117 pages)

[Laptop Toshiba Satellite 1130 Series User Manual](#)

Toshiba notebook computer user's guide (244 pages)

[Laptop Toshiba 1905-S301 User Manual](#)

1905-s301 user's guide (271 pages)

[Laptop Toshiba 1105 User Manual](#)

1105 user's guide (242 pages)

[Laptop Toshiba 100CS Manual](#)

(170 pages)

[Laptop Toshiba NB 105-SP2801A Manual Del Usuario](#)

Nb 105-sp2801a user's guide (106 pages)

[Laptop Toshiba KIRABook 13 i5 Quick Start Manual](#)

Quick start guide (13 pages)

[Laptop Toshiba Satellite Radius 12 P20W-C User Manual](#)

(116 pages)

Related Content for Toshiba 1410-S105

[Tecra 500CS Inserting Pc Cards](#)

Toshiba Tecra 500CS

[Portégé 650CT Inserting Pc Cards](#)

Toshiba Portégé 650CT

[Satellite 200 Series Inserting Pc Cards](#)

Toshiba Satellite 200 Series

[Satellite 110 Series Inserting Pc Cards](#)

Toshiba Satellite 110 Series

[Satellite M45 Inserting And Removing Pc Cards](#)

Toshiba Satellite M45

[Satellite 4030CDT Inserting Pc Cards](#)

TOSHIBA Satellite 4030CDT

[Satellite 1415 Series Inserting Pc Cards](#)

TOSHIBA Satellite 1415 Series

[M45-S165 - Satellite - Celeron M 1.5 GHz Inserting And Removing Pc Cards](#)

Toshiba M45-S165 - Satellite - Celeron M 1.5 GHz

This manual is also suitable for:

[1410-s1061410-s1731415-s1051415-s1061415-s1151415-s173](#) ... [Show all](#)