



# Changing The Main Battery; Removing The Battery From The Computer - Toshiba P100-ST1072 User Manual

P100-st1072 user's guide



1  
2  
3  
4  
5  
6  
7  
8  
9  
10  
11  
12  
13  
14  
15  
16  
17  
18

19  
20  
21  
22  
23  
24  
25  
Table Of Contents  
26  
27  
28  
29  
30  
31  
32  
33  
34  
35  
36  
37  
38  
39  
40  
41  
42  
43  
44  
45  
46  
47  
48  
49  
50  
51  
52  
53  
54  
55  
56  
57  
58  
59  
60  
61  
62  
63  
64  
65  
66  
67

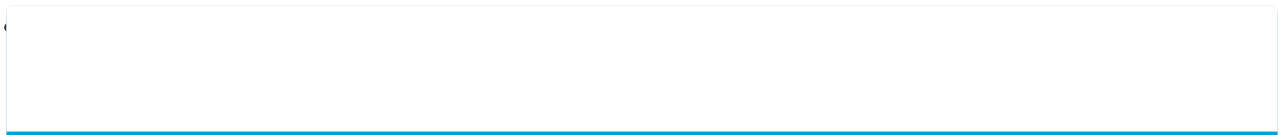
68  
69  
70  
71  
72  
73  
74  
75  
76  
77  
78  
79  
80  
81  
82  
83  
84  
85  
86  
87  
88  
89  
90  
91  
92  
93  
94  
95  
96  
97  
98  
99  
100  
101  
102  
103  
104  
105  
106  
107  
108  
109  
110  
111  
112  
113  
114  
115  
116  
117

118  
119  
120  
121  
122  
123  
124  
125  
126  
127  
128  
129  
130  
131  
132  
133  
134  
135  
136  
137  
138  
139  
140  
141  
142  
143  
144  
145  
146  
147  
148  
149  
150  
151  
152  
153  
154  
155  
156  
157  
158  
159  
160  
161  
162  
163  
164  
165  
166  
167

168  
169  
170  
171  
172  
173  
174  
175  
176  
177  
178  
179  
180  
181  
182  
183  
184  
185  
186  
187  
188  
189  
190  
191  
192  
193  
194  
195  
196  
197  
198  
199  
200  
201  
202  
203  
204  
205  
206  
207  
208  
209  
210  
211  
212  
213  
214  
215  
216  
217



218  
219  
220  
221  
222  
223  
224  
225  
226  
227  
228  
229  
230  
231  
232  
233  
234  
235  
236  
237




•

[Table of Contents](#)

•

## Bookmarks





## Changing the main battery

When your main battery has run out of power, you have two options: plug in the AC adaptor or install a charged main battery.

## Removing the battery from the computer

To remove the battery:

**1**

Save your work

**2**

**⚠ WARNING**


Turn off the computer or place it in Hibernation mode according to the instructions in ["Hibernation mode" on page](#)

**3**

Unplug and remove any cables connected to the computer, including the AC adaptor.

**4**

Close the display panel and turn the computer upside down.

Never  short circuit the battery pack by either accidentally or intentionally bringing the battery terminals in contact with another conductive object. This could cause serious injury or fire, and could also damage the battery pack and computer.



Never expose a battery pack to abnormal shock, vibration or pressure. The battery pack's internal protective device could fail, causing it to overheat or ignite, resulting in caustic liquid leakage, or explosion or fire, possibly resulting in death or serious injury.

TECHNICAL NOTE: To avoid losing any data, save your files and then either completely shut down your computer or put it into Hibernation mode before changing the main battery.

**Mobile Computing**

*Changing the main battery*

["Using and configuring](#)  [ManualsLib.com](#)

77.

**111**

[Previous Page](#)  
[Next Page](#)



1

...

110

111

112

113

## Related Manuals for Toshiba P100-ST1072

### [Laptop Toshiba Satellite P100-ST1072 Series Specifications](#)

Toshiba satellite p100-st1072: specifications (8 pages)

### [Laptop Toshiba Satellite P100 Series Maintenance Manual](#)

Pc (314 pages)

### [Laptop Toshiba Satellite P100 Series Maintenance Manual](#)

(311 pages)

### [Laptop Toshiba P100/P105 User Manual](#)

Toshiba satellite p100/p105 series user's guide (280 pages)

### [Laptop Toshiba P100-ST9732 User Manual](#)

P100-st9732 user's guide (278 pages)

### [Laptop Toshiba P105-S9337 User Manual](#)

P105-s9337 user's guide (278 pages)

### [Laptop Toshiba Satellite P100 Series User Manual](#)

(196 pages)

### [Camcorder Toshiba PA3943U-1CAM Camileo P100 User Manual](#)

Pa3943u-1cam camileo p100 user's guide (146 pages)

### [Laptop Toshiba Satellite P100/P105Series Resource Manual](#)

Toshiba laptop pc user's guide (72 pages)

### [Laptop Toshiba Satellite P105-S6157 Specifications](#)

Toshiba satellite p105-s6157: specifications (11 pages)

### [Laptop Toshiba Satellite P105-S6177 Specifications](#)

Toshiba satellite p105-s6177: specifications (11 pages)

### [Laptop Toshiba Satellite P105-S6197 Specifications](#)

Toshiba satellite p105-s6197: specifications (11 pages)

### [Laptop Toshiba Satellite P105-S6207 Specifications](#)

Toshiba satellite p105-s6207: specifications (11 pages)

### [Laptop Toshiba Satellite P105-S6217 Specifications](#)

Toshiba satellite p105-s6217: specifications (11 pages)

### [Laptop Toshiba Satellite P105-S6227 Specifications](#)

Toshiba satellite p105-s6227: specifications (11 pages)

### [Laptop Toshiba Satellite P100 Specifications](#)

Toshiba satellite p100: specifications (2 pages)

## Related Content for Toshiba P100-ST1072

### [satellite fusion 15 series Changing The Main Battery](#)

Toshiba satellite fusion 15 series

### [Satellite CL10 Series Changing The Main Battery](#)

Toshiba Satellite CL10 Series

### [Portege Z20-B Series Changing The Main Battery](#)

Toshiba Portege Z20-B Series

### [Satellite S70-B Series Changing The Main Battery](#)

Toshiba Satellite S70-B Series

### [Tecra A3 Series Changing The Main Battery](#)

Toshiba Tecra A3 Series

[Satellite Click 2 PRO Changing The Main Battery](#)

Toshiba Satellite Click 2 PRO

[Satellite CL40 Series Changing The Main Battery](#)

Toshiba Satellite CL40 Series

[Satellite A35 Series Changing The Main Battery](#)

Toshiba Satellite A35 Series

This manual is also suitable for:

[P100-st1071P105-s6147P105-s6148P105-s6157P105-s6158P105-s6167](#) ... [Show all](#)