

Taking Care Of Your Battery; Safety Precautions - Toshiba P300-ST3014 User Manual

P300-st3014 user's guide

1
2
3
4
5
6
7
8
9
10
11
12
13
14
15
16
17
18


19
20
21
22
23
24
25
26
27
28
Table Of Contents
29
30
31
32
33
34
35
36
37
38
39
40
41
42
43
44
45
46
47
48
49
50
51
52
53
54
55
56
57
58
59
60
61
62
63
64
65
66
67

68
69
70
71
72
73
74
75
76
77
78
79
80
81
82
83
84
85
86
87
88
89
90
91
92
93
94
95
96
97
98
99
100
101
102
103
104
105
106
107
108
109
110
111
112
113
114
115
116
117

118
119
120
121
122
123
124
125
126
127
128
129
130
131
132
133
134
135
136
137
138
139
140
141
142
143
144
145
146
147
148
149
150
151
152
153
154
155
156
157
158
159
160
161
162
163
164
165
166
167

168
169
170
171
172
173
174
175
176
177
178
179
180
181
182
183
184
185
186
187
188
189
190
191
192
193
194
195
196
197
198
199
200
201
202
203
204
205
206
207
208
209
210
211
212
213
214
215
216
217

218
219
220
221
222
223
224
225
226
227
228
229
230
231



•

Table of Contents

-

Bookmarks

--



116

Mobile Computing

Taking care of your battery

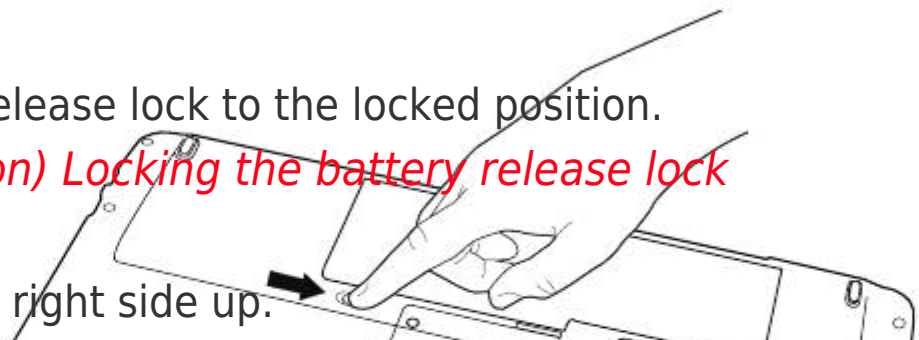
3

Slide the battery release lock to the locked position.

(Sample Illustration) Locking the battery release lock

4

Turn the computer right side up.



5

Reconnect any cables that were removed in step 3 of ["Removing the battery from the computer" on page](#)

6

Restart the computer.

Taking care of your battery

The following sections offer tips on how to take care of your battery and prolong its life.

Safety precautions

If the battery pack produces an odor, overheats or changes color or shape while it is being used or charged, turn off the computer's power immediately and disconnect the power cord/cable from the power socket. Carefully remove the battery pack from the computer.

Do not try to disassemble a battery pack.

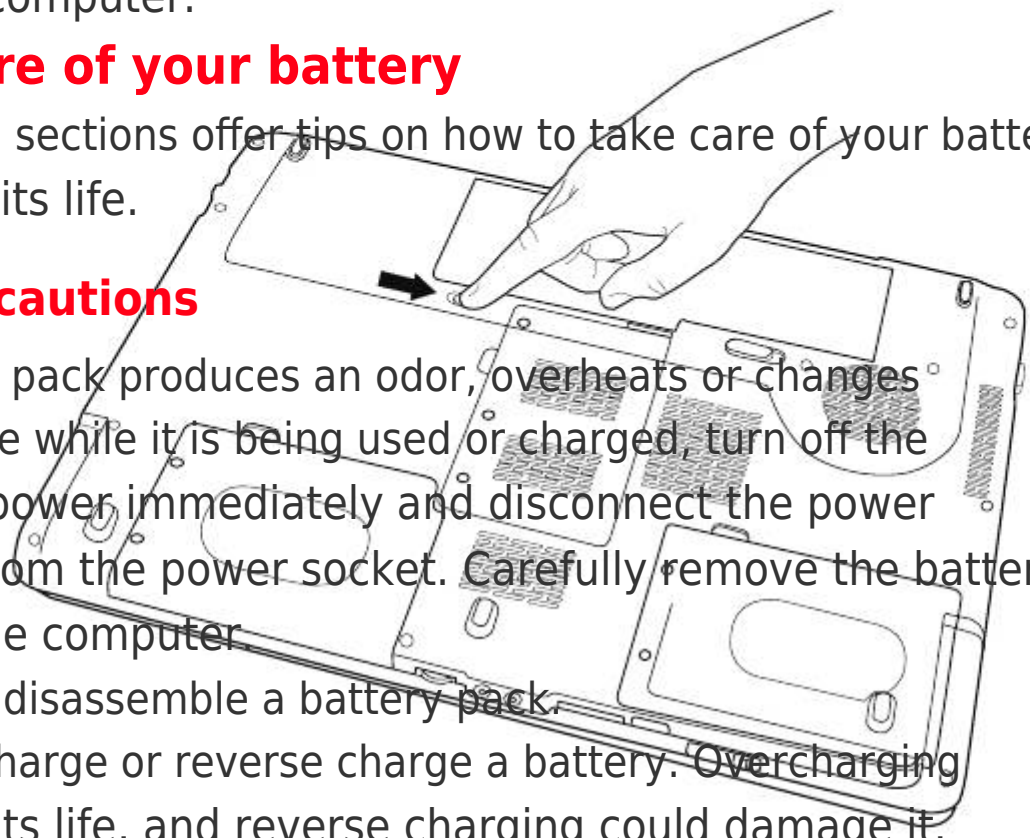
Do not overcharge or reverse charge a battery. Overcharging will shorten its life, and reverse charging could damage it.

Avoid touching the metal terminals of the battery with another metal object. Short-circuiting the battery can cause it to overheat and may cause damage to the battery or the computer.

Do not incinerate a spent battery, as this could cause it to explode and release caustic liquid.

If a battery is leaking or damaged, replace it immediately. Use protective gloves when handling a damaged battery.

113.



[Previous Page](#)
[Next Page](#)

1

...

115

116

117

118

Quick Links:

[Adding Memory \(Optional\)](#)

Related Manuals for Toshiba P300-ST3014

[Desktop Toshiba Satellite P300 Maintenance Manual](#)

Personal computer (315 pages)

[Laptop Toshiba Satellite A305-S6839 User Manual](#)

Portable personal computer (226 pages)

[Laptop Toshiba SATELLITE P300 User Manual](#)

Portable personal computer (208 pages)

[Laptop Toshiba P300 User Manual](#)

Notebook computer (199 pages)

[Laptop Toshiba Satellite P300-0E2028 Resource Manual](#)

Toshiba satellite p300-0e2028: reference guide (52 pages)

[Laptop Toshiba Satellite P305-S8838 Specifications](#)

Toshiba satellite p305-s8838: specifications (4 pages)

[Laptop Toshiba Satellite P305-S8842 Specifications](#)

Toshiba satellite p305-s8842: specifications (4 pages)

[Laptop Toshiba Satellite P305D-S8828 Specifications](#)

Toshiba satellite p305d-s8828: specifications (4 pages)

[Laptop Toshiba Satellite P305D-S8829 Specifications](#)

Toshiba satellite p305d-s8829: specifications (4 pages)

[Laptop Toshiba Satellite P305D-S8900 Specifications](#)

Toshiba satellite p305d-s8900: specifications (4 pages)

[Laptop Toshiba Satellite P305D-S8903 Specifications](#)

Toshiba satellite p305d-s8903: specifications (4 pages)

[Laptop Toshiba Satellite P305-S8814 Product Specifications](#)

(3 pages)

[Laptop Toshiba Satellite P305-S8822 Specifications](#)

Toshiba satellite p305-s8822: specifications (3 pages)

[Laptop Toshiba Satellite P305-S8832 Specifications](#)

Toshiba satellite p305-s8832: specifications (3 pages)

[Laptop Toshiba Satellite P305D-S8818 Specifications](#)

Toshiba satellite p305d-s8818: specifications (3 pages)

[Laptop Toshiba Satellite P305D-S8834 Specifications](#)

Toshiba satellite p305d-s8834: specifications (3 pages)

Related Content for Toshiba P300-ST3014

[Satellite NB10 Taking Care Of Your Battery](#)

Toshiba Satellite NB10

[Satellite A205 Series Taking Care Of Your Battery](#)

Toshiba Satellite A205 Series

[Satellite Taking Care Of Your Battery](#)

Toshiba Satellite

[Satellite Pro Series Taking Care Of Your Battery](#)

Toshiba Satellite Pro Series

[Portégé Z30-C Series Taking Care Of Your Battery](#)

Toshiba Portégé Z30-C Series

[Satellite Radius 15 Taking Care Of Your Battery](#)

Toshiba Satellite Radius 15

[satellite fusion 15 series Taking Care Of Your Battery](#)

Toshiba satellite fusion 15 series

[Satellite CL10 Series Taking Care Of Your Battery](#)

Toshiba Satellite CL10 Series

This manual is also suitable for:

[P305-s8830P305-s8832P305-s8837P305-s8838P305-s8842P305-s8844](#) ... [Show all](#)