



# Using The Overlay To Type Numeric Data; Starting A Program; Starting A Program From The Start Menu - Toshiba S300-EZ1511 User Manual

S300-ez1511 user's guide



1  
2  
3  
4  
5  
6  
7  
8  
9  
10  
11  
12  
13  
14  
15  
16  
17  
18

19  
20  
21  
22  
23  
24  
25  
26  
27  
28  
Table Of Contents  
29  
30  
31  
32  
33  
34  
35  
36  
37  
38  
39  
40  
41  
42  
43  
44  
45  
46  
47  
48  
49  
50  
51  
52  
53  
54  
55  
56  
57  
58  
59  
60  
61  
62  
63  
64  
65  
66  
67

68  
69  
70  
71  
72  
73  
74  
75  
76  
77  
78  
79  
80  
81  
82  
83  
84  
85  
86  
87  
88  
89  
90  
91  
92  
93  
94  
95  
96  
97  
98  
99  
100  
101  
102  
103  
104  
105  
106  
107  
108  
109  
110  
111  
112  
113  
114  
115  
116  
117

118  
119  
120  
121  
122  
123  
124  
125  
126  
127  
128  
129  
130  
131  
132  
133  
134  
135  
136  
137  
138  
139  
140  
141  
142  
143  
144  
145  
146  
147  
148  
149  
150  
151  
152  
153  
154  
155  
156  
157  
158  
159  
160  
161  
162  
163  
164  
165  
166  
167

168  
169  
170  
171  
172  
173  
174  
175  
176  
177  
178  
179  
180  
181  
182  
183  
184  
185  
186  
187  
188  
189  
190  
191  
192  
193  
194  
195  
196  
197  
198  
199  
200  
201  
202  
203  
204  
205  
206  
207  
208  
209  
210  
211  
212  
213  
214  
215  
216  
217



218  
219  
220  
221  
222  
223  
224  
225  
226  
227  
228  
229  
230  
231  
232  
233  
234  
235  
236  
237  
238  
239  
240  
241  
242  
243  
244  
245  
246  
247  
248  
249  
250  
251



•

[Table of Contents](#)

•

## Bookmarks





# 94

## Learning the Basics

---

*Starting a program*


### Using the overlay to type numeric data

The keys with the numbers on their right front are the numeric overlay keys.



To turn the numeric overlay on, press


The numeric mode light on the keyboard indicator panel glows when the numeric overlay is on.


To disable the numeric overlay, hold down the  again. The numeric mode light on the keyboard indicator panel goes out.

### Using the overlay for cursor control

The keys with the gray arrows and symbols on their left front are the cursor control overlay keys.



To turn the cursor control overlay on, press  simultaneously. The cursor control mode light on the keyboard indicator panel glows when the cursor control overlay is on.

To disable the cursor control overlay, hold down the  press

F10

indicator panel goes out.

### Starting a program

The easiest way to start a program is to double-click the name of the file that contains the information you want to work on. To find the file, use the Start menu or Windows



If you prefer to open the program first, you have four options. You can:



Double-click the icon for the program on your desktop



Use the Start menu



Use Windows  
program file



Use the Search or Start Search field in the Start menu

The next three sections explain how to start a program from the Start menu, Windows

---

## Starting a program from the Start menu

When you install a program, the operating system usually puts an icon in the All Programs menu. To start a program that has an icon in the All Programs menu, follow these steps, which use the

Windows



again. The cursor control mode light on the keyboard

®

Explorer or the Start menu to locate the

®

Explorer and the Start Search field.

®

WordPad program as an example:

and

simultaneously.

Fn

F11

key and press



Fn

Fn

and

F10

Fn

®

Explorer.

F11

key and

ManualsLib.com



[Previous Page](#)  
[Next Page](#)

1  
...  
91  
92  
93  
94  
95  
96  
97  
98

Quick Links:

[If Problems Arise](#)

[Adding Memory \(Optional\)](#)

[Power and the Batteries](#)

## Related Manuals for Toshiba S300-EZ1511

[Laptop Toshiba S300 EZ1514 - Satellite Pro - Core 2 Duo 2.1 GHz User Manual](#)

Toshiba user's guide for satellite s300/s300m (windows vista) (242 pages)

[Laptop Toshiba TECRA A10/S10/M10/SATELLITEPRO S300 TECRA S10 User Manual](#)

Vizio mouse user manual (240 pages)

[Laptop Toshiba SATELLITEPRO S300 User Manual](#)

Toshiba laptop user manual (56 pages)

[Laptop Toshiba Satellite Pro S300 Maintenance Manual](#)

(464 pages)

[Laptop Toshiba PTMB3U-00X00X User Manual](#)

User manual (242 pages)

[Laptop Toshiba TECRA A10 Satellite Pro S300 Series User Manual](#)

(242 pages)

[Laptop Toshiba Satellite Pro S300L-SP5919C Manual Del Usuario](#)

User's guide for satellite pro s300l (spanish) (español) (240 pages)

[Laptop Toshiba Satellite Pro S300L Series User Manual](#)

(209 pages)

[Laptop Toshiba Satellite Pro S300-EZ1512 Specifications](#)

Toshiba satellite pro s300-ez1512: specifications (5 pages)

[Laptop Toshiba Satellite Pro S300-EZ1513 Specifications](#)

Toshiba satellite pro s300-ez1513: specifications (5 pages)

[Laptop Toshiba Satellite Pro S300-EZ1514 Specifications](#)

Toshiba satellite pro s300-ez1514: specifications (5 pages)

[Laptop Toshiba Satellite Pro S300-EZ2501 Specifications](#)

Toshiba satellite pro s300-ez2501: specifications (5 pages)

[Laptop Toshiba Satellite Pro S300-S2503 Specifications](#)

Toshiba satellite pro s300-s2503: specifications (5 pages)

[Laptop Toshiba Satellite Pro S300-S2504 Specifications](#)

Toshiba satellite pro s300-s2504: specifications (5 pages)

[Laptop Toshiba Satellite Pro S300M-EZ2402 Specifications](#)

Toshiba satellite pro s300m-ez2402: specifications (5 pages)

[Laptop Toshiba Satellite Pro S300M-S2403 Specifications](#)

Toshiba satellite pro s300m-s2403: specifications (5 pages)

## Related Content for Toshiba S300-EZ1511

[R10 S4401 - Tecra - Core 2 Duo 2.26 GHz Using The Overlay To Type Numeric Data](#)

Toshiba R10 S4401 - Tecra - Core 2 Duo 2.26 GHz

[M45-S165 - Satellite - Celeron M 1.5 GHz Using The Overlay To Type Numeric Data](#)

Toshiba M45-S165 - Satellite - Celeron M 1.5 GHz

[M45 S169 - Satellite - Celeron M 1.6 GHz Using The Overlay To Type Numeric Data](#)

Toshiba M45 S169 - Satellite - Celeron M 1.6 GHz

[M115 S1061 - Satellite - Celeron M 1.6 GHz Using The Overlay To Type Numeric Data](#)

Toshiba M115 S1061 - Satellite - Celeron M 1.6 GHz

[M105-S1021 - Satellite - Celeron M 1.46 GHz Using The Overlay To Type Numeric Data](#)

Toshiba M105-S1021 - Satellite - Celeron M 1.46 GHz

[L45-S7423 - Satellite - Pentium Dual Core 1.46 GHz Using The Overlay](#)

## [To Type Numeric Data](#)

Toshiba L45-S7423 - Satellite - Pentium Dual Core 1.46 GHz

## [M400 - Portege - Core 2 Duo 1.83 GHz Using The Overlay To Type Numeric Data](#)

Toshiba M400 - Portege - Core 2 Duo 1.83 GHz

## [M200 - Portege - Pentium M 1.5 GHz Using The Overlay To Type Numeric Data](#)

Toshiba M200 - Portege - Pentium M 1.5 GHz

This manual is also suitable for:

[S300-ez1512S300-ez1513S300-ez2511S300-ez1514S300-s2503S300-ez2502](#) ... [Show all](#)