



Asus RP-AX56 Quick Start Manual

Dual-band wireless repeater

1
2

--

•

Bookmarks

--

[Download this manual](#)

Quick Links



Quick Start Guide

RP-AX56
Dual-Band Wireless Repeater

BEFORE SETUP

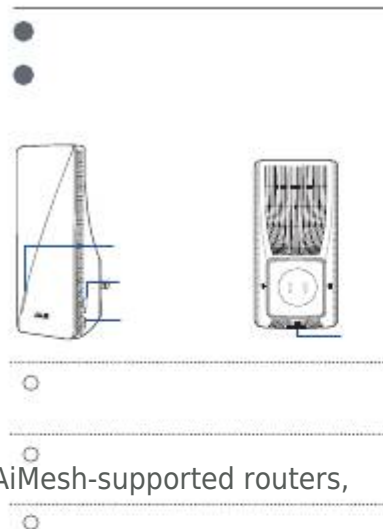
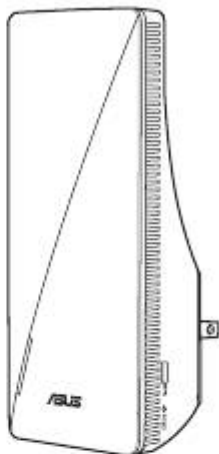
01

Placing your RP-AX56

Plug your RP-AX56 into a power outlet near
your router/AP.

SETUP METHODS

If you would like to connect RP-AX56 to other WiFi networks excluding AiMesh-supported routers,



please download the
ASUS Repeater App.

Download the ASUS

1

METHOD

Extender App

Check the LEDs and see the LED explanations.

around
2 meters

Hardware Explanations

Plug RP-AX56 into a power outlet.
The LED will start breathing white for 3 seconds while booting

up.
Button Explanations

LED
WPS button
reset button

WPS BUTTON

Launch the WPS Wizard.

RESET BUTTON

Reset the system to its factory default settings.

LAN PORT

Connect your PC to the LAN port with a network cable.

Wait for the LED to flash and turn solid blue,
indicating that your RP-AX56 is ready to connect
to your existing router/AP.

Connect via WPS

2

METHOD

Press the WPS button on your router/
AP.

LED Explanations

Repeater Mode

Status

Booting up

Booting up complete (haven't

connected to Router)

Reset (use a pin to press the

reset button for 5 seconds)

Rescue mode

Starting WPS

Connected to the router with

Good Signal

Connected to the router with

Weak Signal

No Signal

AP mode (with wired

connection)

AP mode (without wired

connection)

LAN port

AiMesh Mode

Status

Booting up

Booting up complete (not

connected to AiMesh Router)

Reset (use a pin to press the

reset button for 5 seconds)

Rescue mode

Connecting to the AiMesh Router

Connected to the AiMesh Router

with Good Signal

Connected to the AiMesh Router

with Weak Signal

No Signal

Ethernet backhaul

Press the WPS button on your

RP-AX56 for more than two (2)

seconds until the LED starts to

blink blue.

LED Behavior

Blinking White

Solid Blue

Blinking Yellow

Solid Purple

Blinking Blue

Solid White

Solid Yellow

Solid Red

Solid White

Solid Red

LED Behavior

Blinking White

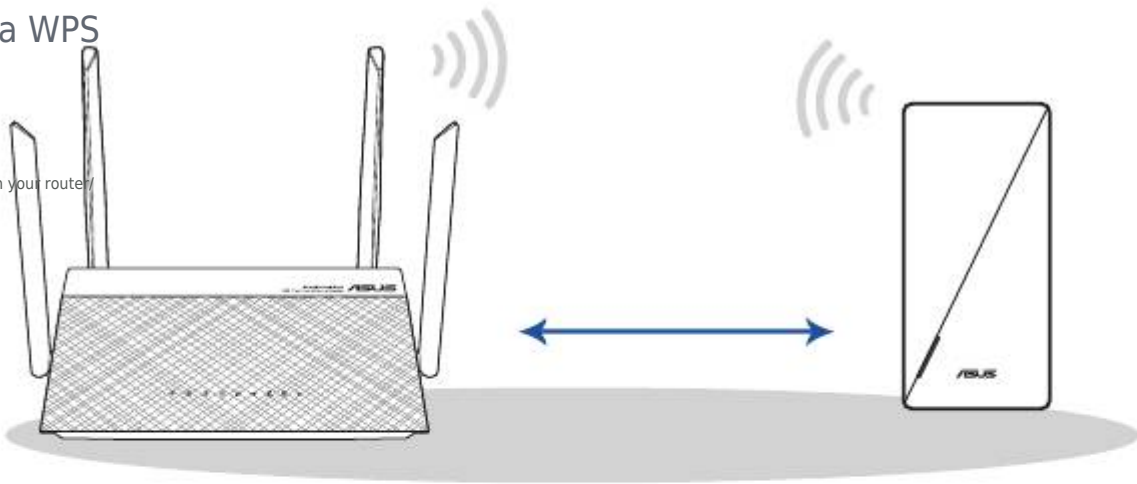
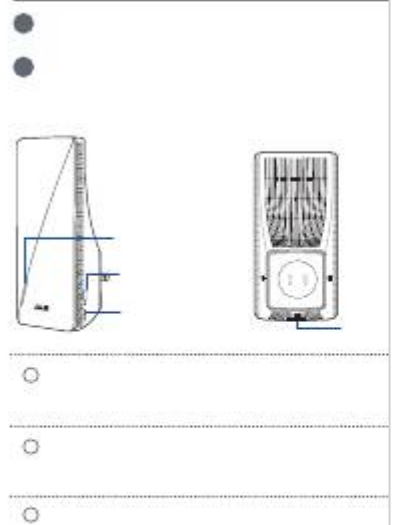
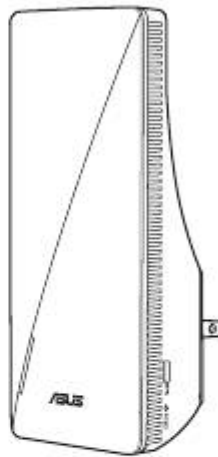
Solid Blue

Blinking Yellow

Solid Purple

Solid White

Solid Yellow





[Next Page](#)

1
2

Related Manuals for Asus RP-AX56

[Repeater Asus RP-AX56 Quick Start Manual](#)

Dual-band wireless repeater (226 pages)

[Wireless Router Asus ZenWiFi AX Mini Quick Start Manual](#)

Dual band wifi router (176 pages)

[Wireless Router Asus AX1800 Manual](#)

Wireless dual band wifi 6 router (61 pages)

[Wireless Router Asus RT-AX53U Quick Start Manual](#)

Wireless-ax1800 dual band wireless-ax1800 dual band wifi 6 router (48 pages)

[Repeater Asus RP-AC68U Quick Start Manual](#)

Dual-band wireless repeater (176 pages)

[Repeater Asus RP-AC68U Quick Start Manual](#)

Dual-band wireless repeater (68 pages)

[Repeater Asus RP-AC66 Quick Start Manual](#)

Dual-band wireless-ac1750 repeater (147 pages)

[Repeater Asus RP-AC66 Quick Start Manual](#)

Dual-band wireless-ac1750 repeater (21 pages)

[Repeater Asus RP-AC53 Quick Start Manual](#)

Dual-band (180 pages)

[Repeater Asus RP-AC53 Quick Start Manual](#)

Dual-band wireless repeater (156 pages)

[Repeater Asus RP-AC55 Quick Start Manual](#)

Wireless ac1200 repeater (52 pages)

[Repeater Asus RP-AC55 Quick Start Manual](#)

Wireless ac1200 repeater (7 pages)

[Repeater Asus RP-AC55 Quick Start Manual](#)

Wireless ac1200 repeater (212 pages)

[Repeater Asus RP-AC87 Quick Start Manual](#)

Dual-band wireless repeater (173 pages)

[Repeater Asus RP-AC53 Quick Start Manual](#)

Dual-band wireless repeater (2 pages)

[Repeater Asus RP-AC66 Quick Start Manual](#)

Dual-band wireless-ac1750 repeater (2 pages)

Summary of Contents for Asus RP-AX56

[Page 1](#) 2 meters SETUP METHODS Set up RP-AX56 as a repeater If you would like to connect RP-AX56 to other WiFi networks excluding AiMesh-supported routers, please download the ASUS Extender App. Download the ASUS Connect via WPS METHOD...

[Page 2](#) Set up RP-AX56 as an AiMesh Node If you already have an AiMesh router and you are going to create an AiMesh system, please download and install ASUS Router App for RP-AX56 setup. Please select RP-AX56 as the AiMesh Node.

This manual is also suitable for:

Ax180090ig05p0-mo0410