



Toshiba RZE-BT166H Operation Manual

1
2
3
4
5
6

--

•








[Table of Contents](#)

•




Bookmarks

--


Available languages



EN



FR



ES

Quick Links

[Download this manual](#)



Thank you for purchasing this product.
To use this product safely, read and understand this operation manual thoroughly before using it. After reading this manual, keep it in a safe place so that it can be used when necessary.

Safety precautions

The information you need to prevent danger to the user and other people as well as property damage is described below. "Description of signs" shows different categories of the degree of danger or damage that may occur due to wrong handling. "Description of symbols" shows the meaning of the symbols.

Important notes

- This book is only a guide for user's operation, not a criterion for configuration.
- Only use attachments/accessories specified by the manufacturer.

The lightning flash is intended to alert the user to the presence of dangerous voltage within the product's enclosure, and touching the internal components may result in a risk of electric shock to persons.

The exclamatory mark is intended to alert the user to the presence of important operating instructions.

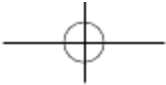
To reduce the risk of electric shock or fire, do not open the cover.
Refer servicing to qualified service personnel.

Description of signs

Indicates that there is a risk of death or serious injury.
Indicates that there is a risk of death, serious injury or property damage.

Description of symbols

Indicates "Prohibition" or "You must not do" with pictures and text.



 **CAUTION**



What to do in the case of an abnormality

- Stop using the device immediately in case of an abnormality or failure.
- **Remove the USB cable immediately when water or any foreign object enters the interior of the device.** It may cause a fire or electric shock. Remove the USB cable immediately, and contact your dealer for a repair.

Usage

Do not use this product while driving for traffic safety.

- Do not use the product while driving a vehicle, such as a car or motorbike. Surrounding sounds may not be heard clearly, which may cause a traffic accident.
- Besides during driving, do not use the product in places where when surrounding sounds cannot be heard may cause danger, such as railroad crossings, station platforms, roadways, or construction sites.

Do not disassemble, repair, or modify the product.

- Doing so may cause a fault. Contact your dealer for a repair.

Do not leave in places within the reach of small children.

- Small children might swallow ear pieces by mistake and cause injury.

Do not expose the product to a strong shock such as dropping or stepping on the product.

- Doing so may cause a fault.

Do not raise the volume too high.

- Listening at ear-splitting volume for a long time may affect your hearing.

When using the product while walking, turn down the volume until surrounding sounds can be heard clearly.

- Otherwise, it may cause a traffic accident.

Notes on usage

About handling

- If you feel unwell while using the product, stop using it immediately.
- Do not place the product either in wet, humid, dusty smoky, steamy places, near a heater, or in direct sunlight.
- Do not leave the product where it gets extremely hot such as in a car.
- Do not spray insecticide or any volatile material. Also do not keep the product touched with rubber or plastics for a long time. The product may become discolored or its painting may come off.

About static electricity precautions

When wearing the earphone, you may feel the sound and stimulus caused by static electricity. In dry-weather seasons or places where static electricity likely occurs, you can reduce it by avoiding wearing clothes of chemical fiber, or using an antistatic ring.

About maintenance

- Wipe with a dry, soft cloth.
- If the ear piece gets dirty, take it off from the earphone and wash it with diluted neutral detergent by hand.
- Never use alcohol, paint thinner or benzine to clean this product. Doing so may cause the product's surface to deteriorate.

200924c1_RZE-BT166H_EN.indd

200924c1_RZE-BT166H_EN.indd

1

1

RZE-BT166H

Wireless Headphone

Operation Manual

5026400

Indicates "Mandatory Action" or "Do as indicated" with picture and text.

Rechargeable battery (Lithium polymer ion)

To reduce the risk of fire, electric shock or product damage,

- Do not attempt to replace the battery by yourself, it is built-in and is not changeable.

- Do not heat, disassemble, or short-circuit the battery. Doing so may cause the battery and power supply to generate heat, rupture, or ignite.

- Charge the battery only in an ambient temperature between 5 and 35 degrees Celsius. Otherwise, the electrolyte solution might leak, battery performance might deteriorate and the battery life might be shortened.

- Do not continue charging the battery if it does not reach full charge within the specified charging time. Overcharging may cause the battery to become hot, rupture, or ignite.

- Do not expose the battery to excessive heat such as under the sun or near the fire or the like.

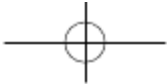
Overheat, leakage, or rupture may occur, resulting in burns or injury.

If you touch the battery fluid, rinse it off with water and consult with the doctor. If the battery fluid spills over the device, wipe it off without touching the fluid.

If you leave the unit unused for a long period of time, the built-in rechargeable battery will be in an over discharge state due to self discharge, and the charging capacity may deteriorate or the battery may be no longer rechargeable. Even if you are not using the unit, charge the battery once or twice a year for 3 hours each time.

Important Safety Instructions

1. Read these instructions.
2. Keep these instructions.
3. Heed all warnings.
4. Follow all instructions.



5. Do not use this apparatus near water.
6. Clean only with dry cloth.
7. Do not block any ventilation openings. Install in accordance with the manufacturer's instructions.
8. Do not install near any heat sources such as radiators, heat registers, stoves, or other apparatus (including amplifiers) that produce heat.
9. Do not defeat the safety purpose of the polarized or grounding-type plug. A polarized plug has two blades with one wider than the other. A grounding type plug has two blades and a third grounding prong. The wide blade or the third prong are provided for your safety. If the provided plug does not fit into your outlet, consult an electrician for replacement of the obsolete outlet.
10. Protect the power cord from being walked on or pinched particularly at plugs, convenience receptacles, and the point where they exit from the apparatus.
11. Only use attachments/accessories specified by the manufacturer.
12. Use only with the cart, stand, tripod, bracket, or table specified by the manufacturer, or sold with the apparatus. When a cart is used, use caution when moving the cart/apparatus combination to avoid injury from tip-over.
13. Unplug this apparatus during lightning storms or when unused for long periods of time.
14. Refer all servicing to qualified service personnel. Servicing is required when the apparatus has been damaged in any way, such as power-supply cord or plug is damaged, liquid has been spilled or objects have fallen into the apparatus, the apparatus has been exposed to rain or moisture, does not operate normally, or has been dropped.

TOSHIBA



FCC Statement :

This device complies with Part 15 of the FCC Rules. Operation is subject to the following two conditions:

- 1) This device may not cause harmful interference, and 2) This device must accept any interference received, including interference that may cause undesired operation.
- Note: This equipment has been tested and found to comply with the limits for a Class B digital device, pursuant to part 15 of the FCC Rules. These limits are designed to provide reasonable protection against harmful interference in a residential installation. This equipment generates, uses, and can radiate radio frequency energy and, if not installed and used in accordance with the instructions, may cause harmful interference to radio communication. However, there is no guarantee that interference will not occur in a particular installation. If this equipment does cause harmful interference to radio or television reception, which can be determined by turning the equipment off and on, the user is encouraged to try to correct the interference by one or more of the following measures:

- Reorient or relocate the receiving antenna.
- Increase the separation between the equipment and receiver.
- Connect the equipment into an outlet on a circuit different from that to which the receiver is connected.
- Consult the dealer or an authorized TV technician for help.

Caution: Changes or modifications not expressly approved by the party responsible for compliance could void the user's authority to operate the equipment.

IC-CANADA :

This device complies with Industry Canada license-exempt RSS standard(s). Operation is subject to the following two conditions: (1) this device may not cause interference, and (2) this device must accept any interference, including interference that may cause undesired operation of the device.

This Class (B) digital apparatus complies with Canadian ICES-003.

Cet appareil s'accorde avec Industrie Canada licence-exempte RSS standard. (1) cet appareil ne peut pas causer l'interférence, et (2) cet appareil doit accepter de l'interférence, y compris l'interférence qui peut causer l'opération non désirée de. Cet appareil numérique de la classe B est conforme à la norme NMB-003 du Canada.

California Prop 65 Warning

This product contains chemicals, including lead, known to the State of California to cause cancer and birth defects or other reproductive harm. Wash hands after handling.

Disclaimer

- Toshiba shall not be responsible for any damage caused by an earthquake, thunderstorm, flood damage, fire for which Toshiba is not responsible, acts of a third party, other accidents, or damages caused by the user's willful acts or negligence, misuse, or use in abnormal conditions.
- Toshiba shall not be responsible for any damage caused by failure to observe the information described in the operation manual.

2020/09/24

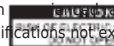
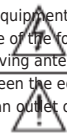
2020/09/24

15:14:56

15:14:56



CAUTION



[Table of Contents](#)

[Next Page](#)

1
2
3
4
5

Related Manuals for Toshiba RZE-BT166H

[Headphone Toshiba RZE-BT700E Operation Manual](#)

Wireless earphone, bluetooth (2 pages)

[Headphone Toshiba RZE-BT700E User Manual](#)

True wireless stereo sweat-resistant bluetooth 4.1 earphones built-in microphone
(6 pages)

[Headphone Toshiba RZE-BT900E Operation Manual](#)

Wireless earphone (2 pages)

[Headphone Toshiba RZE-BT900E Operation Manual](#)

Wireless earphone (4 pages)

[Headphone Toshiba RZE-BT31E Operation Manual](#)

Wireless earphone (2 pages)

[Headphone Toshiba RZE-BT1050E Instruction Manual](#)

(4 pages)

[Headphone Toshiba T750E-R Operation Manual](#)

Wireless earphone (2 pages)

Summary of Contents for Toshiba RZE-BT166H

[Page 1](#) • Wipe with a dry, soft cloth. • Toshiba shall not be responsible for any damage caused by failure to observe the • If the ear piece gets dirty, take it off from the earphone and wash it with diluted neutral information described in the operation manual.

[Page 2: Getting Started](#)

Following the instructions in your device's user manual, activate Bluetooth® on your device and search for devices. Bluetooth® section Once you have found "RZE-BT166H", pair with the headphone. Bluetooth® spec. Version 5.0 • Input the pass code "0000" if required.

[Page 3: Manual De Uso](#)

• Si los auriculares de botón se ensucian, retírelos de los auriculares y límpielos a mano • Toshiba no será responsable por cualquier daño causado por no cumplir las con detergente neutro diluido.

[Page 4: Especificaciones](#)

Sección Bluetooth® active el Bluetooth® en él y busque otros dispositivos. Especificaciones Bluetooth® Versión 5.0 Una vez haya encontrado "RZE-BT166H", emparéjelo con los auriculares. Perfil compatible A2DP, AVRCP, HFP, HSP • Introduzca la clave "0000" si fuera necesario. Alcance Hasta 10 m Una vez conectados, es escuchará...

[Page 5: Manuel D'utilisation](#)

• Nettoyer le produit avec une étoffe sèche et douce. • Toshiba ne peut être tenu responsable pour tout dommage causé par le non respect des • Si les oreillettes deviennent sales, retirez-les des écouteurs et nettoyez-les à la main avec un détergent neutre dilué.

[Page 6: Pour Commencer](#)

Section du Bluetooth® Spécification du Bluetooth® Version 5.0 Une fois que vous avez trouvé le périphérique nommé « RZE-BT166H », coupez-le avec le casque. Profile supporté A2DP, AVRCP, HFP, HSP • Entrez le code d'accès « 0000 » si nécessaire.

