

TOSHIBA

Toshiba S1100AM00 Instruction Manual

1
2
3

--

•

Bookmarks

[Download this manual](#)

Quick Links



Draft

TOSHIBA ACTIVITY TRACKER S1100AM00

INSTRUCTION

Thank you for purchasing TOSHIBA Activity Tracker.

- Make sure that the date of purchase and the name of shop are specified in the warranty of this manual.
- To ensure safety, read this instruction manual carefully and keep in mind the safety instructions and functions before using the product.
- Please keep this manual in a safe place and refer to it as needed.

*A smartphone application is necessary to use this product.

WARRANTY

Product name
TOSHIBA ACTIVITY TRACKER S1100AM00

Name
()
Phone No.
()

★Date of purchase

Body: 1 year

From ___/___/20__

Address, shop name

Phone No.
()

■ This warranty is invalid if the form is incomplete. Fill in the columns identified by the ★ symbols.

If you have a sales certificate or receipt showing the name of the shop and date of purchase, keep it with this warranty for fear of losing it.

■ This warranty guarantees a free replacement of the body. (See the warranty provisions.)

■ Should the product become defective within the warranty period,

please present this warranty along with the product for repair service.

Customers under 16 years of age must obtain approval from parents or legal guardian before completing the form.

Please note that Toshiba, its subsidiaries, and associated corporations may use the written information to provide

Privacy Policy

product support and service, conduct safety check, or promote new products. We may also provide information necessary to a third party. Contact TOSHIBA Activity Tracker customer service if you want to change your registered address or do not want to receive further information.

1.

OVERVIEW AND FEATURES OF

PRODUCT

TOSHIBA Activity Tracker is a wrist-worn device capable of measuring daily activities such as walking, running, and sleeping when used in combination with a smartphone application. Use Bluetooth

to connect TOSHIBA Activity

Tracker with a smartphone application which makes it possible to set the activity target values and time, acquire and check measurement results from TOSHIBA Activity Tracker.

<
>

Activity Tracker and Accessories

(Body: Activity tracker)

(Wristband)

Charging base

Micro-USB cable

(This manual)

(Charging adapter)

(Instruction manual with warranty)

Warranty Provisions

1. During the warranty period, we will replace any defective product with an equivalent one free of charge if the product is used under proper conditions as described in the instruction manual. Contact our customer service for details and keep the product and warranty handy.

2. This warranty covers both the body and the charging base.

3. We will in no event be liable for any damages, whether direct or indirect, caused by the malfunction or improper use of the product.

4. This warranty does not cover the following:

A) If this warranty is not presented

B) If the date of purchase is not specified, altered or tampered with

C) Defects or damage caused by improper storage, handling or by impact or drop during shipment

D) Defects or damage caused by misuse or unauthorized modification or repair

E) Defects or damage caused by fire, salt, gas, earthquake, lightning storm, flood, other natural disasters, or other external factors such as abnormal voltage

F) Taints, scratches, wear and tear on painted and plated surfaces of the product, or damage to plastic parts

5. To ask for replacement help, please contact customer service

6. This warranty is null and void if the unit has been opened or tampered with

7. This warranty

8. This warranty must be kept in a safe place

● This warranty is void under conditions specified herein. The warranty issuer (quality assurance supervisor) or other proprietors shall bear no legal responsibility with respect to this warranty.

2.

SAFETY INSTRUCTIONS

This section includes dangers and damage to property that might result from using the product. To use the product properly and prevent accidents from happening, please read carefully and follow the instructions (signs, symbols) below.

Signs

WARNING

CAUTION

Indicates a hazardous situation which, if not avoided, could result in death or serious injury (*1).

Indicates a potentially hazardous situation which, if not avoided, could result in death or serious injury (*1).

Indicates a situation which, if not avoided, could result in minor or moderate injury (*2) or property damage (*3).

*1: Serious injury includes blindness, wounds, burns (high and low temperature), electric shock, fractures, poisoning, etc. with long-lasting effects or that require hospitalization and/or long-term hospital visits for treatment.

*2: Minor or moderate injury includes wounds, burns, electric shock, etc. not requiring hospitalization and/or long-term hospital visits for treatment.

*3: Property damage means extended damage to property and/or materials.

Symbols

Prohibition

Instruction

Indicates a prohibition (that must not be done). Details of prohibition are indicated by the symbol in an illustration or description.

Indicates an instruction (that must be done). Details of obligation are indicated by the symbol in an illustration or description.

Indicates a warning symbol in an illustration or description.

Indicates a caution symbol in an illustration or description.

Indicates a prohibition symbol in an illustration or description.

Indicates an instruction symbol in an illustration or description.

Indicates a warning symbol in an illustration or description.

Indicates a caution symbol in an illustration or description.

Indicates a prohibition symbol in an illustration or description.

Indicates an instruction symbol in an illustration or description.

Indicates a warning symbol in an illustration or description.

Indicates a caution symbol in an illustration or description.

Indicates a prohibition symbol in an illustration or description.

Indicates an instruction symbol in an illustration or description.

Indicates a warning symbol in an illustration or description.

Indicates a caution symbol in an illustration or description.

Indicates a prohibition symbol in an illustration or description.

Indicates an instruction symbol in an illustration or description.




illustration or description.

WARNING

Store the product in a place inaccessible to infants or children. If the body is detached and swallowed by mistake, seek medical attention or a doctor immediately.



Prohibition
Choose exercise with caution. Do not engage in extreme exercise.

Follow the instructions of a physician or specialist during physical therapy, training period, or on a diet.

Stop exercise and seek medical treatment if you feel sick or the body conditions change during exercise.

The charging adapter is not waterproof. Do not connect when the body is wet with sweat or water.

Do not disassemble the product or tamper with the inner parts.

Do not remove the built-in rechargeable battery from the body.

When charging the body, detach it from the wristband and charge with the proprietary charging adapter.

Stop using the product immediately if the built-in rechargeable battery leaks or overheats.

Instruction

Seek immediate medical treatment if liquid leaked from the built-in rechargeable battery contacts the eyes or mouth.

CAUTION

Never use the product in a sauna or near other heat sources.

Failure to heed this warning may result in burn injuries.

Persons with sensitive skin may suffer skin rash or itchiness, which may be caused under some conditions. In the event of any

Prohibition

abnormally, stop using the activity tracker and consult a physician.

Persons with an allergy to certain metals should refer to the Material List and consult a physician before using the product.

This product only withstands splashes from rain or when

washing the face or hands. The activity tracker cannot be used in

water.

Do not use or store the product in a place exposed to direct

sunlight, a heater, or in a dusty or moist place. Do not store

it on plastic.

Do not drop, throw, hit, or expose the activity tracker to impacts.

Material List

Parts

Materials Surface treatment

LED display

Acrylic resin

Body

Charging terminal

Copper/gold plating

Other

PC resin

Wristband

Silicone

Wristband

Fastener

Stainless steel

Charging attachment

PC resin


Charging terminal

Copper/gold plating

base

USB connector

Stainless steel/Ni plating



3. INSTRUCTIONS ON USE

Bluetooth

● The Bluetooth

functions of this product are available in Japan only.

● This product does not warrant operations on every Bluetooth enabled devices.

● The frequency band for this product is used by microwave ovens; industrial, scientific, and medical equipment; premises radio stations for identifying movement as used on manufacturing lines of plants (licensed radio stations); specific small-power radio stations (non-licensed radio stations); and other home appliances.

● Before using this product, always make sure that no premises radio stations or identifying movement or specific small-power radio stations are used nearby.

● Change the position or stop radio wave emission immediately if this product causes radio wave interference on a premises radio station for identifying movement.

● Do not use the Bluetooth

functions on an airplane to avoid interference with the communication system of the airplane.

● Consult a physician about using this product if you use a medical device, such as a pacemaker.

● Do not use this product for medical devices, systems having direct or indirect relation to human life, or in environments requiring high safety and reliability.

● Do not use this product in system environments having direct or indirect relations to equipment or computer systems requiring high safety and reliability.

● Frequency band

● The Bluetooth

functions of this

frequency band.

(1)

2.4: Indicates radio equipment using the 2.4 GHz band.

(2)

FH: Indicates that the FH-SS modulation method is used.

(3)

1: Indicates that the expected interfering distance is 10 meters or less.

(4)

XX: Indicates that the modulation methods is another method.

(5)

4: Indicates that the expected interfering distance is 40 meters or less.

(6)

Indicates that the full 2400 MHz - 2483.5 MHz

band is used and the band of moving body identifying

equipment cannot be avoided.

For Good Communication

● Connect to other devices in an open place. Some building structures or obstacles may reduce communication distance. Communication may be disabled by close proximity to steel-reinforced concrete, in particular.

● Do not use the Bluetooth

functions of this product near radio LANs

or other radio equipment, electric appliances generating radio waves

such as microwave ovens, in places with many obstacles, or places

with bad radio wave conditions. Otherwise, the devices may

disconnect frequently, communication speed may be reduced, or

errors may occur.

● IEEE 802.11g/b radio LAN equipment and Bluetooth

devices use


this product use the same frequency band (2.4 GHz). If they are

used in close proximity to each other, both may suffer radio wave

interference, resulting in lower communication speed or disabled

connection. Turn off the power of unused equipment in such a case.

● Change the position if proper communication is disabled near radio



equipment or a broadcasting station.

4.

DISCLAIMER

● We will assume no responsibility for damage or loss caused by using or a failure in using the body or accessories of this product (loss of business profits, discontinuation of business operations or the like).

● We will assume no responsibility for losses caused by a failure to observe the descriptions in this instruction manual.

● We will assume no responsibility for corruption or loss of measurement data recorded by this product, regardless of the causes, or contents or degrees of loss. (We will not recover or restore data.)

● Measured data are for reference only. They may be different from the actual values.

● This product is available in Japan only.

● We will assume no responsibility for improper operation of an incompatible smartphone after using this product.

5.

ATTENTION

● Always charge the product when using it for the first time or when the activity tracker has not been used for a long time.

● Wipe off water completely from the parts in contact with the charging base with a soft cloth when charging after exposure to moisture.



1
2
3

Summary of Contents for Toshiba S1100AM00

[Page 1](#) ● Always charge the product when using it for the first time or when to a third party. Contact TOSHIBA Activity Tracker customer service if you want to change your registered address or do not the activity tracker has not been used for a long time.

[Page 2](#) Even after the LED goes out, the power remains on. No translation into any other language shall be taken into consideration Model No. S1100AM00 of this instruction manual. IF NOT MEASURED PROPERLY If the LED does not go on after pressing and holding the pushbutton for...

[Page 3](#) THE MANUFACTURER IS NOT RESPONSIBLE FOR ANY RADIO OR TV INTERFERENCE CAUSED BY UNAUTHORIZED MODIFICATIONS TO THIS EQUIPMENT. SUCH MODIFICATIONS COULD VOID THE USER'S AUTHORITY TO OPERATE THE EQUIPMENT. Instruction manual S1100AM001100-M01 Issued on 8/20, 2014. Copyright © 2014 TOSHIBA CORPORATION, All Rights Reserved.