

Items To Check Prior To Test Run - Sanyo SPW-XR253GH56 Technical Data & Service Manual

1
2
Table Of Contents
3
4
5
6
7
8
9
10
11
12
13
14
15
16
17

18
19
20
21
22
23
24
25
26
27
28
29
30
31
32
33
34
35
36
37
38
39
40
41
42
43
44
45
46
47
48
49
50
51
52
53
54
55
56
57
58
59
60
61
62
63
64
65
66
67

68
69
70
71
72
73
74
75
76
77
78
79
80
81
82
83
84
85
86
87
88
89
90
91
92
93
94
95
96
97
98
99
100
101
102
103
104
105
106
107
108
109
110
111
112
113
114
115
116
117

118
119
120
121
122
123
124
125
126
127
128
129
130
131
132
133
134
135
136
137
138
139
140
141
142
143
144
145
146
147
148
149
150
151
152
153
154
155
156
157
158
159
160
161
162
163
164
165
166
167

168
169
170
171
172
173
174
175
176
177
178
179
180
181
182
183
184
185
186
187
188
189
190
191
192
193
194
195
196
197
198
199
200
201
202
203
204
205
206
207
208
209
210
211
212
213
214
215
216
217

218
219
220
221
222
223



•


[Table of Contents](#)

-

Troubleshooting

•

Bookmarks



(11) Items to Check Prior to Test Run

(1) Turn on the power supply switch more than 5 hours before in order to charge the crank

case heater.

(2) Fully open the outdoor service valve after making the leak inspection of field connected

tubing, vacuuming, and gas charging if necessary.

(3) Check the capacity code and model code setting.

* The factory setting is as shown in the table. Double check it.

* The capacity code is set by S4 (green, 4P DIP switch) on outdoor control PCB.

The model code is set by S5 (black, 2P DIP switch) on outdoor control PCB.

S4 (green or Blue) capacity code
(4P DIP switch)

ON
1

• R407 Models: SPW-CR type

S4. Capacity code

No.

Outdoor PCB

Model No.

1

25 type (1 phase)

ON

25 type (3 phase)

ON

36 type (3 phase) OFF

48 type (3 phase) OFF OFF

ON side

2

3

4

OFF side

2

3

4

ON

ON

OFF

ON

ON

OFF

ON

OFF

ON

ON

ON

ON

IV - 51

4. Service procedures

S5 (black) model code

(2P DIP switch)

ON

ON side

1

2

OFF side

S5. Model code

No.

Outdoor PCB

Model No.

1

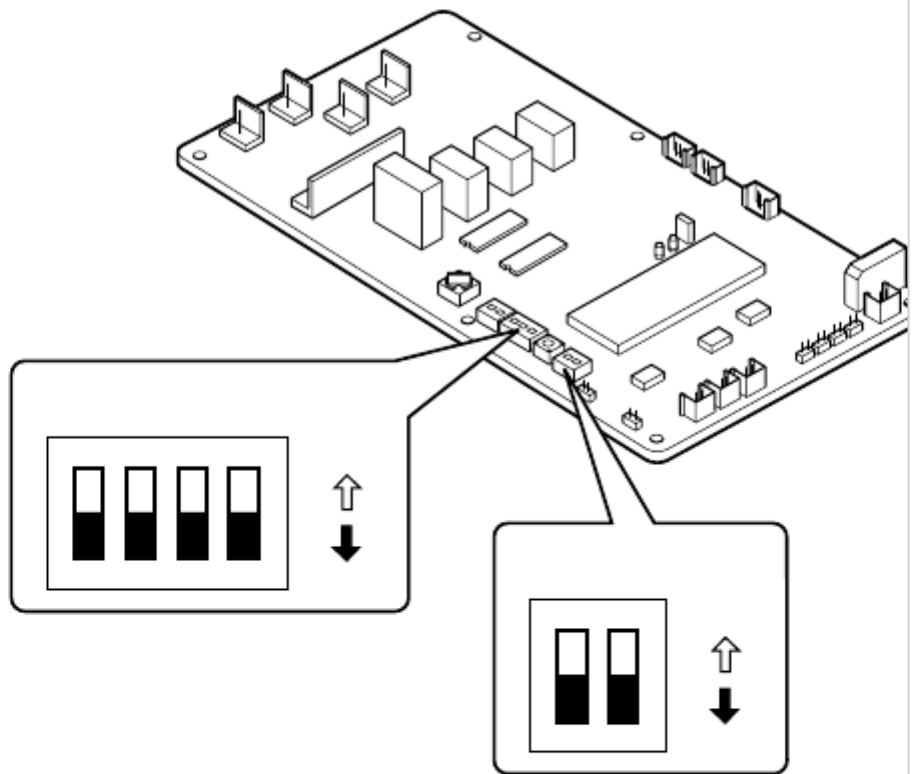
SPW-CR253GH L5 OFF

SPW-CR253GH L8 OFF

SPW-CR363GH L8 OFF

SPW-CR483GH L8 OFF

S5. Model code



No.

Outdoor PCB

Model No.

1

SPW-CR253GL5

ON

SPW-CR253GL8

ON

SPW-CR363GL8

ON

SPW-CR483GL8

ON

1577_C_1

2

ON

OFF

OFF

OFF

2

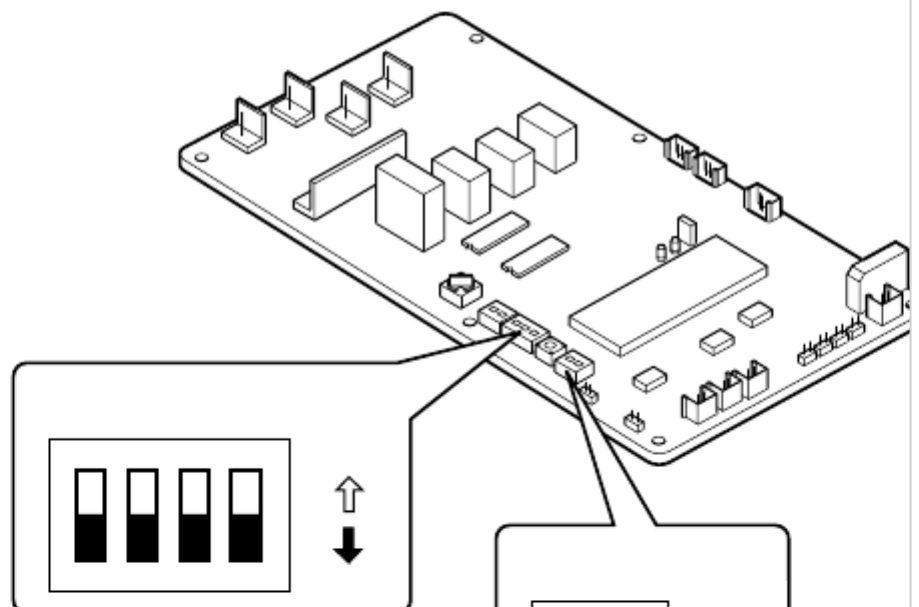
ON

OFF

OFF

OFF

SM830080



[Table of Contents](#)

[Previous Page](#)
[Next Page](#)

1

...

216

217

218

219

Quick Links:

[Specifications](#)

[Unit Specifications](#)

[\(A\) Indoor Units](#)

[\(B\) Outdoor Units](#)

Troubleshooting

[Troubleshooting](#) 168

[General Troubleshooting Flow Chart: Diagnosis and Remedy](#) 171

Related Manuals for Sanyo SPW-XR253GH56

[Air Conditioner Sanyo SPW-X253GH56 Service Manual](#)

Split system (105 pages)

[Air Conditioner Sanyo SPW-X483GH56 Installation Instruction](#)

Eco multi system air conditioner (91 pages)

[Air Conditioner Sanyo SPW-C256VH Technical Data & Service Manual](#)

4-way air discharge semi-concealed wall-mounted ceiling-mounted concealed-duct (517 pages)

[Air Conditioner Sanyo Big PACi 18 Series Technical Data & Service Manual](#)

Big pack i dc inverter (275 pages)

[Air Conditioner Sanyo SPW-X253G56 Service Manual](#)

Split system (72 pages)

[Air Conditioner Sanyo 2-WAY ECO-i SPW-C0705DXHN8 Service Manual](#)

Multi system (143 pages)

[Air Conditioner Sanyo SPW-XR254EH56 Installation And Operation Manual](#)

Dc inverter air conditioner (40 pages)

[Air Conditioner Sanyo Mini ECO-i SPW-ASR74GXH56\(A/B\) Installation Instructions Manual](#)

System air conditioner (49 pages)

[Air Conditioner Sanyo SPW-UMR74EXH56 Technical Data & Service Manual](#)

Split system air conditioner (38 pages)

[Air Conditioner Sanyo ECO G SGP-EGW190M2G2W Brochure & Specs](#)

Gas driven vrf m series (9 pages)

[Air Conditioner Sanyo SPW-C1155DXHN8 Technical Data & Service Manual](#)

2-way eco-i multi system (242 pages)

[Air Conditioner Sanyo MINI ECO-i SPW-CR365GXH56B Service Manual](#)

(252 pages)

[Air Conditioner Sanyo SPW-FTR124EH56 Installation And Operation Manual](#)

Dc inverter air conditioner for refrigerant r410a (32 pages)

[Air Conditioner Sanyo SPW-CR365GXH56 Technical Data Manual](#)

Mini eco-i system (346 pages)

[Air Conditioner Sanyo SPW-C0705DZH8 Technical Data Manual](#)

3-way eco-i multi system 5 series (703 pages)

[Air Conditioner Sanyo SPW-CR1503GDYH8 Technical Data & Service Manual](#)

W-eco multi system series (377 pages)

Related Content for Sanyo SPW-XR253GH56

[26 series Items To Check Before The Test Run](#)

Sanyo 26 series

[SPW-CR365GXH56 Items To Check Before The Test Run](#)

Sanyo SPW-CR365GXH56

[Mini ECO-i 85464359981002 Items To Check Before The Test Run](#)

Sanyo Mini ECO-i 85464359981002

[C4272R S/C Items To Check Before The Test Run](#)

Sanyo C4272R S/C

[AHX0752 Items To Check Before The Test Run](#)

Sanyo AHX0752

[KHS3632 / CH3632 Items To Check Prior To Test Run](#)

Sanyo KHS3632 / CH3632

[SPW-C256VH Items To Check Before The Test Run](#)

Sanyo SPW-C256VH

[C4272R Items To Check Before The Test Run](#)

Sanyo C4272R

This manual is also suitable for:

[Spw-xr363gh56Spw-xr483gh56Spw-tr253gh56Spw-tr363gh56Spw-tr483gh56Spw-ur253ghn56](#) ... [Show all](#)