


Mounting Placement - Asus RT-N56U B1 User Manual

Dual-band wireless-n gigabit router

1
2
Table Of Contents
3
4
5
6
7
8
9
10
11
12
13
14
15
16
17

18
19
20
21
22
23
24
25
26
27
28
29
30
31
32
33
34
35
36
37
38
39
40
41
42
43
44
45
46
47
48
49
50
51
52
53
54
55
56
57
58
59
60
61
62
63
64
65
66
67

68
69
70



•

Table of Contents

-

Troubleshooting

•

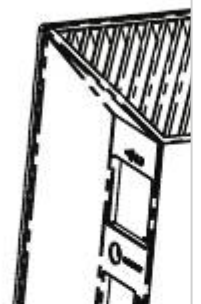
Bookmarks



Mounting placement

To mount the wireless router into its stand:

1. Locate the two mounting holes at the bottom of the wireless router.
2. Latch the stand's two mounting hooks to the wireless router's



mounting holes.

3. Slide the wireless router to direction of the arrow to secure it to its stand.

NOTES:

- Use only the adapter that came with your package. Using other adapters may damage the device.

- Specifications:

DC Power adapter

Operating

Temperature

Operating Humidity

DC Input: +19V with max 1.58A current;

+12V with max 2A current

Storage

0~40

C

°

Storage

50~90%


0~70

C

°

20~90%

7



[Table of Contents](#)

[Previous Page](#)
[Next Page](#)

1
...
4
5
6
7
8
9
10
11

Related Manuals for Asus RT-N56U B1

[Wireless Router Asus RT-N56U Network Setup Manual](#)

Dual band gigabit wireless n router (4 pages)

[Wireless Router Asus RT-N56U Quick Start Manual](#)

Extreme performance in style dual-band wireless-n gigabit router (153 pages)

[Wireless Router Asus RT-N56U User Manual](#)

Extreme performance in style dual-band wireless-n gigabit router (72 pages)

[Wireless Router Asus RT-N56U Quick Start Manual](#)

Dual-band wireless-n gigabit router (168 pages)

[Wireless Router ASUS RT-N56U Quick Start Manual](#)

Dual-band wireless-n gigabit router extreme performance in style (60 pages)

[Wireless Router Asus RT-N56U Quick Start Manual](#)

Extreme performance in style dual-band wireless-n gigabit router (72 pages)

[Wireless Router Asus RT-N56U Setup & User Manual](#)

Asus rt-n56u wireless router (8 pages)

[Wireless Router Asus RT-N56U Quick Start Manual](#)

Extreme performance in style dual-band wireless-n gigabit router (50 pages)

[Wireless Router Asus RT-N56U Quick Start Manual](#)

Dual-band wireless-n gigabit router (70 pages)

[Wireless Router Asus RT-N53 Quick Start Manual](#)

Dual-band wireless-n router (60 pages)

[Wireless Router Asus RT-N53 User Manual](#)

Dual-band wireless-n router (58 pages)

[Wireless Router Asus RT-N53 Quick Start Manual](#)

Dual-band wireless-n router (202 pages)

[Wireless Router Asus RT-N10 User Manual](#)

Wireless ez n router (56 pages)

[Wireless Router Asus RT-N12 Series User Manual](#)

Superspeed wireless n router (68 pages)

[Wireless Router Asus RT-N12 User Manual](#)

Wireless superspeed n router (58 pages)

[Wireless Router Asus RT-N65U Quick Start Manual](#)

Dual-band wireless-n750 gigabit router (168 pages)

Related Content for Asus RT-N56U B1

[WL-520g Wall Mounting Option](#)

Asus WL-520g

[Rt-G32 Mounting Options](#)

Asus Rt-G32

[WL-520GU Mounting Options](#)

Asus WL-520GU

[RT-N12 Mounting Options](#)

Asus RT-N12

[EA-N66 Mounting Options](#)

Asus EA-N66

[RT-AC66U Mounting To The Stand](#)

Asus RT-AC66U

[RT-G32 Mounting Options](#)

Asus RT-G32

[RT-N16 Mounting Options](#)

Asus RT-N16