


Display And Keys; Front Panel Layout; Display Manual Controls - Toshiba UNINTERRUPTIBLE POWER SYSTEM 1600XP Installation And Operation Manual

Single phase - 3.6/6/8/10/14/18/22 kva

1
2
3
4
5
6
Table Of Contents
7
8
9
10
11
12
13
14
15
16
17

18
19
20
21
22
23
24
25
26
27
28
29
30
31
32
33
34
35
36
37
38
39
40
41
42
43
44
45
46
47
48
49
50
51
52
53
54
55
56
57
58
59
60
61
62
63
64
65
66
67

68
69
70
71
72
73
74
75
76
77
78
79
80
81
82
83
84
85
86
87
88
89
90




•

[Table of Contents](#)

•

Bookmarks



Display and Keys

Front Panel Layout



the front panel consists of several elements for monitoring and operation of the UpS. panel components are shown in the illustration below:

HARDWARE RUN/STOP SWITCH

LCD TOUCH SCREEN

DISPLAY CONTRAST ADJUSTMENT

(MIDDLE LEFT SIDE OF PANEL)

Display Manual Controls

Hardware Start/Stop Switch – pressing the contact switch momentarily will toggle the UpS state between rUn and bypass. For instance, while the UpS is in rUn mode, pressing the switch will change the mode to bypass. pressing the switch again will switch the UpS back to rUn mode.

Display Reset Switch - when necessary, the touchscreen display can be reset by using a thin probe, such as a paper clip, to press the display reset switch.

Display Contrast Adjustment - the display is shipped with the display adjusted for optimum visibility. if necessary use a contrast adjustment tool to fine tune the display contrast for improved visibility.

HOME
USR
Main
UPS Serial Number
20080112345
UPS Typeform
UXpb2b100C6

1600XP

On-Line/Fault
STATUS LEDS (PAGE 35)
1600Xp Series installation and operation manual

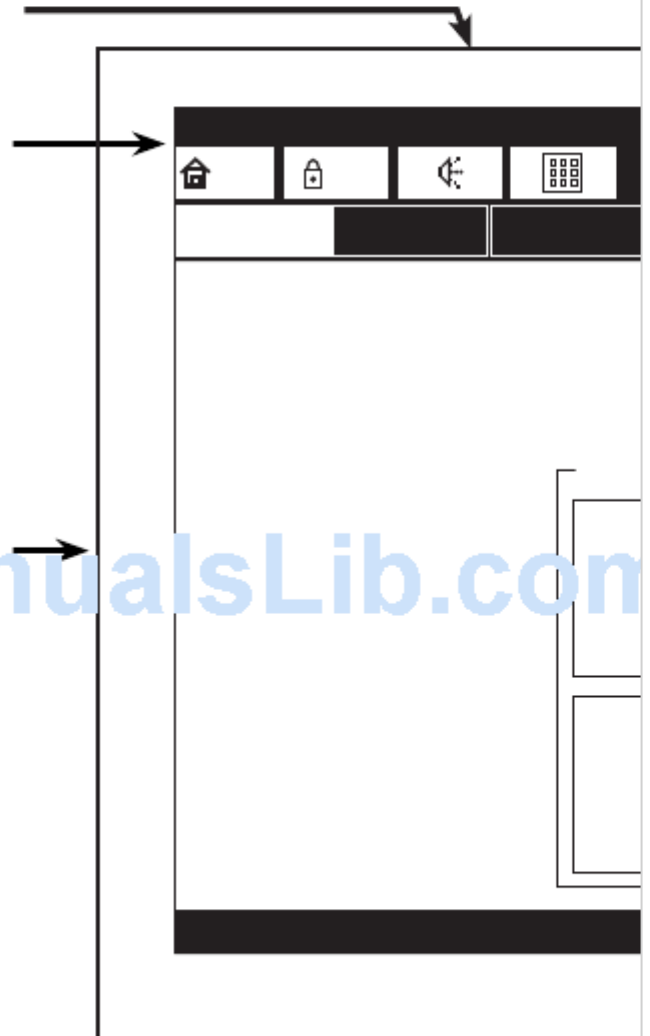
1600 XP

On-Line UPS
UpS Controls

RUN
STOP

On-Line UPS

Warning
A/C Input
DISPLAY RESET SWITCH
(LOWER RIGHT SIDE OF PANEL)



[Table of Contents](#)

[Previous Page](#)
[Next Page](#)

1
...
37
38
39
40
41
42
43
44

Related Manuals for Toshiba UNINTERRUPTIBLE POWER SYSTEM 1600XP

[UPS Toshiba 1600XP Specifications](#)

Single phase uninterruptible power systems (9 pages)

[UPS Toshiba 1600XP SERIES Installation And Operation Manual](#)

(140 pages)

[UPS Toshiba 1600XP SERIES Installation And Operation Manual](#)

1600xp series single phase - 3.6/6/8/10/14/18/22 kva (100 pages)

[UPS Toshiba 1600XPi Series Installation And Operation Manual](#)

8-22kva battery cabinet (23 pages)

[UPS Toshiba 1600XP SERIES Installation And Operation Manual](#)

8-22kva battery cabinet (22 pages)

[UPS Toshiba 1600XP Series Quick Installation Manual](#)

(4 pages)

[UPS Toshiba 1600EP SERIES Instruction Manual](#)

(58 pages)

[UPS Toshiba 1600EP Series Operation Manual](#)

Battery cabinet system single phase- 8/10/14/18 kva (16 pages)

[UPS Toshiba 1600EP Series Operation Manual](#)

Battery cabinet system single phase - 3.6/6.0 kva (22 pages)

[UPS Toshiba 1600 Series Product Specifications](#)

3.6kva 208/240v in - 208/240/120v out tower hardwire solution (3 pages)

[UPS Toshiba 1600 Series Product Specifications](#)

Uninterruptible power systems, 3.6kva 240v in - 240v out tower maintenance bypass solution (2 pages)

[UPS Toshiba 1600EP Series Quick Installation Manual](#)

(4 pages)

[UPS Toshiba 1600 Series Instruction Manual](#)

Single phase - 2.4/3.6/6/8 kva plus (49 pages)

[UPS Toshiba 1600XPi Series Installation And Operation Manual](#)

Single phase - 3.6/5.2/6/8/10/14/18/22 kva (140 pages)

[UPS Toshiba 1500 Plus Series Operation Manual](#)

6/.8/1.0 kva 220v uninterruptible power system (31 pages)

[UPS Toshiba UT1A1A010C6 User Manual](#)

User guide (51 pages)

Related Content for Toshiba UNINTERRUPTIBLE POWER SYSTEM 1600XP

[G9000 Series Figure 3-8 Display Pcb Dpau-81](#)

Toshiba G9000 Series

[4400 Series Touch Screen Display](#)

Toshiba 4400 Series

[G8000MM Series Figure 2.1 Operation/Display Panel](#)

Toshiba G8000MM Series

[G9000 Series Figure 7-1 Example Of Toshiba Sync Operation Display](#)

Toshiba G9000 Series

[G9000 Series Figure 7-1: Example Of Toshiba Sync Operation Display](#)

Toshiba G9000 Series

[G9000 Series Figure 8-1: Example Of Toshiba Sync Operation Display](#)

Toshiba G9000 Series

[G2020 Series Figure 8-1: Example Of Toshiba Sync Operation Display](#)

Toshiba G2020 Series

[5000 Series Lcd Display And Status Indicators](#)

Toshiba 5000 Series

This manual is also suitable for:

[1600xp serie1600xp series](#)