


Keypad Controls - Toshiba UNINTERRUPTIBLE POWER SYSTEM 1600XP Installation And Operation Manual

Single phase - 3.6/6/8/10/14/18/22 kva

1
2
3
4
5
6
Table Of Contents
7
8
9
10
11
12
13
14
15
16
17

18
19
20
21
22
23
24
25
26
27
28
29
30
31
32
33
34
35
36
37
38
39
40
41
42
43
44
45
46
47
48
49
50
51
52
53
54
55
56
57
58
59
60
61
62
63
64
65
66
67

68
69
70
71
72
73
74
75
76
77
78
79
80
81
82
83
84
85
86
87
88
89
90



•

[Table of Contents](#)

•

Bookmarks



Keypad Controls

the keypad uses a alphanumeric format similar to that used on telephone 12-key keypad. rapidly press a key 1 to 5 times to select the desired character.

For instance, quickly press the 7PQRS key four times to enter an "r."

pause a moment, then key in the next value.

press the backspace key to delete the last character entered.

the keypad can be toggled to access to lower case letters and the space " " key by pressing the Shift key.

enter the lower case letters as above.

the Space key is used to enter a space between alphanumeric characters.

TOSHIBA
Leading Innovation >>>



example: by using the additional characters available with the shift key you can type in a device name: "toshiba H3" instead of "toSHibAH3" return to the Upper Case format keypad by pressing Shift again. **Leading Innovation >>>**

exit the keypad display by pressing either the Quit or Write key.

38

HOME
USR
Main

619 Change Secu. Lvl

USR

1./
4GHI
7PQRS

HOME
USR
Main


619 Change Secu. Lvl

USR

1./
4ghi
7pqrs
backspace
key
"Space"
key

1600Xp Series installation and operation manual

Quit
2ABC
3DEF
Write
5JKL
6MNO
8TUV
9WXYZ
0-:



ManualsLib.com

Shift

KEYPAD

TOSHIBA
Leading Innovation >>>

Quit

2abc

3def

Write

5jkl

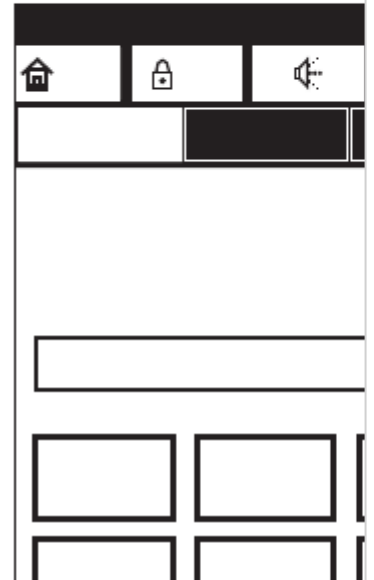
6mno

8tuvV

9wxyz

Shift

SHIFTED KEYPAD



[Table of Contents](#)

[Previous Page](#)
[Next Page](#)

1
...
43
44
45
46
47
48
49
50

Related Manuals for Toshiba UNINTERRUPTIBLE POWER SYSTEM 1600XP

[UPS Toshiba 1600XP Specifications](#)

Single phase uninterruptible power systems (9 pages)

[UPS Toshiba 1600XP SERIES Installation And Operation Manual](#)

(140 pages)

[UPS Toshiba 1600XP SERIES Installation And Operation Manual](#)

1600xp series single phase - 3.6/6/8/10/14/18/22 kva (100 pages)

[UPS Toshiba 1600XPi Series Installation And Operation Manual](#)

8-22kva battery cabinet (23 pages)

[UPS Toshiba 1600XP SERIES Installation And Operation Manual](#)

8-22kva battery cabinet (22 pages)

[UPS Toshiba 1600XP Series Quick Installation Manual](#)

(4 pages)

[UPS Toshiba 1600EP SERIES Instruction Manual](#)

(58 pages)

[UPS Toshiba 1600EP Series Operation Manual](#)

Battery cabinet system single phase- 8/10/14/18 kva (16 pages)

[UPS Toshiba 1600EP Series Operation Manual](#)

Battery cabinet system single phase - 3.6/6.0 kva (22 pages)

[UPS Toshiba 1600 Series Product Specifications](#)

3.6kva 208/240v in - 208/240/120v out tower hardwire solution (3 pages)

[UPS Toshiba 1600 Series Product Specifications](#)

Uninterruptible power systems, 3.6kva 240v in - 240v out tower maintenance bypass solution (2 pages)

[UPS Toshiba 1600EP Series Quick Installation Manual](#)

(4 pages)

[UPS Toshiba 1600 Series Instruction Manual](#)

Single phase - 2.4/3.6/6/8 kva plus (49 pages)

[UPS Toshiba 1600XPi Series Installation And Operation Manual](#)

Single phase - 3.6/5.2/6/8/10/14/18/22 kva (140 pages)

[UPS Toshiba 1500 Plus Series Operation Manual](#)

6/.8/1.0 kva 220v uninterruptible power system (31 pages)

[UPS Toshiba UT1A1A010C6 User Manual](#)

User guide (51 pages)

Related Content for Toshiba UNINTERRUPTIBLE POWER SYSTEM 1600XP

[5000 Series Operator Controls](#)

Toshiba 5000 Series

[5000 SERIES Operator Controls](#)

Toshiba 5000 SERIES

[G9000 SERIES Operator Controls And Indicators](#)

Toshiba G9000 SERIES

[G9000 SERIES Operator Controls And Indicators](#)

Toshiba G9000 SERIES

[G9000 SERIES Operator Controls And Indicators](#)

Toshiba G9000 SERIES

[T90S3S08KS6XSN Metering, Monitoring, Alarms, And Controls](#)

Toshiba T90S3S08KS6XSN

[G9000 SERIES Operator Controls And Indicators](#)

Toshiba G9000 SERIES

[4400 Series Operator Controls](#)

Toshiba 4400 Series

This manual is also suitable for:

[1600xp serie1600xp series](#)