



# Screen: Security Passwords & Keypad - Toshiba UNINTERRUPTIBLE POWER SYSTEM 1600XP Installation And Operation Manual

Single phase - 3.6/6/8/10/14/18/22 kva



1

2

3

4

5

6

Table Of Contents

7

8

9

10

11

12

13

14


15

16

17

18  
19  
20  
21  
22  
23  
24  
25  
26  
27  
28  
29  
30  
31  
32  
33  
34  
35  
36  
37  
38  
39  
40  
41  
42  
43  
44  
45  
46  
47  
48  
49  
50  
51  
52  
53  
54  
55  
56  
57  
58  
59  
60  
61  
62  
63  
64  
65  
66  
67

68  
69  
70  
71  
72  
73  
74  
75  
76  
77  
78  
79  
80  
81  
82  
83  
84  
85  
86  
87  
88  
89  
90



•


[Table of Contents](#)

•

## Bookmarks







## Screen: Security Passwords & Keypad

the UpS has several levels of security password avail-

able: USer **TOSHIBA**  
(USr) , Admin (Adm), and other security

levels for use by service and factory representatives.

the security level is indicated on the Security key.

the UpS stays in a security level until a new level is entered.

For example, once the UpS is placed in the USr level, it remains at that level until the security level is changed.

Login:

1.  
press the  
Security Level key,
- 2.



the keypad replaces the main screen to allow entering the password. by default the password are set to:

User: USer

Administrator: Admin



3.

typing in USer in the keypad will change the security level to User. enter the password using the alphanumeric keys.

4.

press

Write to store the password in the UpS. if the password is accepted the text "Successful" will display at the bottom left of the touchpad, as shown here.

if the password entered was not accepted, the text "error15 - write Function" or some similar message will indicate that the password or level change was not accepted.



5.

press the

QUIT key and the keypad will close and the original display restored.

this same keypad is used for data input for parameters in the Settings tab.

1600Xp Series installation and operation manual

HOME

Main

619 Change Secu. Lvl

USER

1./

.

USR

4GHI

7PQRS

Successful

USR


2ABC

3DEF

5JKL

6MNO

8TUV



9WXYZ

0-:

Shift

**TOSHIBA**  
Leading Innovation >>>

KEYPAD

---

Quit

Write

39



[Table of Contents](#)

[Previous Page](#)  
[Next Page](#)

1  
...  
44  
45  
46  
47  
48  
49  
50  
51

## Related Manuals for Toshiba UNINTERRUPTIBLE POWER SYSTEM 1600XP

### [UPS Toshiba 1600XP Specifications](#)

Single phase uninterruptible power systems (9 pages)

### [UPS Toshiba 1600XP SERIES Installation And Operation Manual](#)

(140 pages)

### [UPS Toshiba 1600XP SERIES Installation And Operation Manual](#)

1600xp series single phase - 3.6/6/8/10/14/18/22 kva (100 pages)

### [UPS Toshiba 1600XPi Series Installation And Operation Manual](#)

8-22kva battery cabinet (23 pages)

### [UPS Toshiba 1600XP SERIES Installation And Operation Manual](#)

8-22kva battery cabinet (22 pages)

### [UPS Toshiba 1600XP Series Quick Installation Manual](#)

(4 pages)

### [UPS Toshiba 1600EP SERIES Instruction Manual](#)

(58 pages)

### [UPS Toshiba 1600EP Series Operation Manual](#)

Battery cabinet system single phase- 8/10/14/18 kva (16 pages)

### [UPS Toshiba 1600EP Series Operation Manual](#)

Battery cabinet system single phase - 3.6/6.0 kva (22 pages)

### [UPS Toshiba 1600 Series Product Specifications](#)

3.6kva 208/240v in - 208/240/120v out tower hardwire solution (3 pages)

### [UPS Toshiba 1600 Series Product Specifications](#)

Uninterruptible power systems, 3.6kva 240v in - 240v out tower maintenance bypass solution (2 pages)

### [UPS Toshiba 1600EP Series Quick Installation Manual](#)

(4 pages)

### [UPS Toshiba 1600 Series Instruction Manual](#)

Single phase - 2.4/3.6/6/8 kva plus (49 pages)

### [UPS Toshiba 1600XPi Series Installation And Operation Manual](#)

Single phase - 3.6/5.2/6/8/10/14/18/22 kva (140 pages)

### [UPS Toshiba 1500 Plus Series Operation Manual](#)

6/.8/1.0 kva 220v uninterruptible power system (31 pages)

### [UPS Toshiba UT1A1A010C6 User Manual](#)

User guide (51 pages)

## Related Content for Toshiba UNINTERRUPTIBLE POWER SYSTEM 1600XP

### [5000 Series Toolbar: Screen Lock/ Screen Unlock](#)

Toshiba 5000 Series

### [5000 SERIES Toolbar: Security](#)

Toshiba 5000 SERIES

[G9000 SERIES Figure 4-2 Main Screen](#)

Toshiba G9000 SERIES

[G9000 SERIES Figure 4-2 Main Screen](#)

Toshiba G9000 SERIES

[G9000 SERIES Figure 4-2 Main Screen](#)

Toshiba G9000 SERIES

[T90S3S08KS6XSN Figure 2.2 Main Screen](#)

Toshiba T90S3S08KS6XSN

[G9000 SERIES Figure 4-2 Main Screen](#)

Toshiba G9000 SERIES

[4400 Series Toolbar: Security](#)

Toshiba 4400 Series

This manual is also suitable for:

[1600xp serie1600xp series](#)