

Outdoor Unit Alarm History Monitor - Sanyo 2-WAY ECO-i SPW- C0705DXHN8 Service Manual

Multi system

1

2

3

Table Of Contents

4

5

6

7

8

9

10

11

12

13

14

15


16

17

18
19
20
21
22
23
24
25
26
27
28
29
30
31
32
33
34
35
36
37
38
39
40
41
42
43
44
45
46
47
48
49
50
51
52
53
54
55
56
57
58
59
60
61
62
63
64
65
66
67

68
69
70
71
72
73
74
75
76
77
78
79
80
81
82
83
84
85
86
87
88
89
90
91
92
93
94
95
96
97
98
99
100
101
102
103
104
105
106
107
108
109
110
111
112
113
114
115
116
117

118
119
120
121
122
123
124
125
126
127
128
129
130
131
132
133
134
135
136
137
138
139
140
141
142
143



•

[Table of Contents](#)

•

Bookmarks




5. Outdoor Unit Alarm History Monitor

Displays outdoor unit alarms only.


Check the indoor unit alarm histories separately using the indoor unit remote controllers or other control device.

<Operating procedure>

①

Press and hold the  button simultaneously for 4 seconds or longer to engage outdoor unit alarm history mode.

During temperature monitoring,

The display and operations are the same as for the  alarm history monitor performed from the indoor unit

SET



remote controller. However the "unit No." display shows the outdoor unit address.

②

Press the button and select the outdoor unit for which to monitor the alarm history.

③

Press the temperature setting buttons and select the item code for the alarm history. The select outdoor unit address, the item code, and the alarm history (alarm data) are displayed.

The outdoor unit address is displayed as R.C. XX-YY.
System XX = Outdoor unit system address
R.C. XX = Outdoor unit system address
YY = Outdoor unit sub-bus address
Item codes 01-08 are displayed. 01 indicates the most recent alarm.

The alarm history displays the alarm code. (If no alarm are present, then --- is displayed.)

④

To clear the alarm history, press the outdoor unit alarm history will be cleared.)

⑤

To exit, press the returns to the normal display. (CHECK) button and illuminates.

and button. (The (CHECK) button. The display

Outdoor Unit Maintenance Remote Controller

1

5

3 - 11

W-2WAY ECO-i SYSTEM

3

4

2



[Previous Page](#)
[Next Page](#)

1
...
86
87
88
89
90
91
92
93

Quick Links:

[Table of Contents](#)

[Control Functions](#)

[Introduction](#)

[Selecting Outdoor Unit for Operation](#)

[Indoor Unit Control of the Electronic...](#)

[Trouble Diagnosis](#)

Related Manuals for Sanyo 2-WAY ECO-i SPW-C0705DXHN8

[Air Conditioner Sanyo SPW-C1155DXHN8 Technical Data & Service Manual](#)

2-way eco-i multi system (242 pages)

[Air Conditioner Sanyo SPW-K075XH Specification Sheet](#)

M series gas heat pump air conditioner (76 pages)

[Air Conditioner Sanyo ECOi C0705DXHN8 Brochure & Specs](#)

2 and 3 pipe electric vrf systems (10 pages)

[Air Conditioner Sanyo MINI ECO-i SPW-CR365GXH56B Service Manual](#)

(252 pages)

[Air Conditioner Sanyo SPW-X253G56 Service Manual](#)

Split system (72 pages)

[Air Conditioner Sanyo SPW-T253G56 Service Manual](#)

Split system air conditioner (71 pages)

[Air Conditioner Sanyo SPW-CR365GXH56 Technical Data Manual](#)

Mini eco-i system (346 pages)

[Air Conditioner Sanyo Mini ECO-i SPW-ASR74GXH56\(A/B\) Installation Instructions Manual](#)

System air conditioner (49 pages)

[Air Conditioner Sanyo SPW-X253GH56 Service Manual](#)

Split system (105 pages)

[Air Conditioner Sanyo SPW-D253GH56 Service Manual](#)

Split system (108 pages)

[Air Conditioner Sanyo SPW-C483GYH8 Service Manual](#)

Eco multi system (235 pages)

[Air Conditioner Sanyo SPW-C256VH Technical Data & Service Manual](#)

4-way air discharge semi-concealed wall-mounted ceiling-mounted concealed-duct (517 pages)

[Air Conditioner Sanyo SPW-CR1503GDYH8 Technical Data & Service Manual](#)

W-eco multi system series (377 pages)

[Air Conditioner Sanyo SPW-FTR124EH56 Installation And Operation Manual](#)

Dc inverter air conditioner for refrigerant r410a (32 pages)

[Air Conditioner Sanyo Big PACi 18 Series Technical Data & Service Manual](#)

Big pack i dc inverter (275 pages)

[Air Conditioner Sanyo SPW-XR253GH56 Technical Data & Service Manual](#)

(223 pages)

Related Content for Sanyo 2-WAY ECO-i SPW-C0705DXHN8

[XM18AAB Outdoor Unit](#)

Sanyo XM18AAB

[Mini ECO-i SPW-ASR74GXH56\(A/B\) Outdoor Unit](#)

Sanyo Mini ECO-i SPW-ASR74GXH56(A/B)

[MINI ECO-i XHX1252 Outdoor Unit Pcb Setting](#)

Sanyo MINI ECO-i XHX1252

[C2432A Outdoor Unit](#)

Sanyo C2432A

[ECO-i AHX0752 Outdoor Unit](#)

Sanyo ECO-i AHX0752

[SAP-CMRV3143GJH Outdoor Unit](#)

Sanyo SAP-CMRV3143GJH

[SPW-C256VH Monitoring The Outdoor Unit Alarm History: Display Of Outdoor Unit Alarm History](#)

Sanyo SPW-C256VH

[C4272R Monitoring The Outdoor Unit Alarm History: Display Of Outdoor Unit Alarm History](#)

Sanyo C4272R

This manual is also suitable for:

[2-way eco-i spw-c0905dxhn82-way eco-i spw-c1155dxhn82-way eco-i spw-c1305dxhn82-way eco-i spw-c1405dxhn82-way eco-i spw-c0705dxhn8r2-way eco-i spw-c0905dxhn8r](#) [...](#) [Show all](#)