



# How To Copy Program Times - Sanyo MINI ECO-i SPW-CR365GXH56B Service Manual



1  
2  
3  
4  
5  
6  
7  
8  
9  
10  
11  
12  
13  
14  
15  
16  
17  
18

19  
20  
21  
22  
23  
24  
25  
26  
27  
28  
29  
30  
31  
32  
33  
34  
35  
36  
37  
38  
39  
40  
41  
42  
43  
44  
45  
46  
47  
48  
49  
50  
51  
52  
53  
54  
55  
56  
57  
58  
59  
60  
61  
62  
63  
64  
65  
66  
67  
68

69  
70  
71  
72  
73  
74  
75  
76  
77  
78  
79  
80  
81  
82  
83  
84  
85  
86  
87  
88  
89  
90  
91  
92  
93  
94  
95  
96  
97  
98  
99  
100  
101  
102  
103  
104  
105  
106  
107  
108  
109  
110  
111  
112  
113  
114  
115  
116  
117  
118

119  
120  
121  
122  
123  
124  
125  
126  
127  
128  
129  
130  
131  
132  
133  
134  
135  
136  
137  
138  
139  
140  
141  
142  
143  
144  
145  
146  
147  
148  
149  
150  
151  
152  
153  
154  
155  
156  
157  
158  
159  
160  
161  
162  
163  
164  
165  
166  
167  
168

169  
170  
171  
172  
173  
174  
175  
176  
177  
178  
179  
180  
181  
182  
183  
184  
185  
186  
187  
188  
189  
190  
191  
192  
193  
194  
195  
196  
197  
198  
199  
200  
201  
202  
203  
204  
205  
206  
207  
208  
209  
210  
211  
212  
213  
214  
215  
216  
217  
218



219  
220  
221  
222  
223  
224  
225  
226  
227  
228  
229  
230  
231  
232  
233  
234  
235  
236  
237  
238  
239  
240  
241  
242  
243  
244  
245  
246  
247  
248  
249  
250  
251  
252



•

[Table of Contents](#)

- 

Troubleshooting

•

## Bookmarks





# 11. Schedule Timer (SHA-TM64AG(B))

## How to Copy Program Times

You can copy the already set program of one day into another day (Day Program Copying), as well as copy the entire week programmed for one group into another group (Group Program Copying).


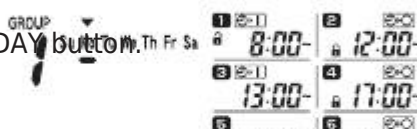
Example of Day Program Copying  
(Copying Monday's program into Tuesday)

How to Copy Day Programs

STEP 1

Press the PROG. COPY DAY button.

The group No. and the



blinking and "CP-1" starts blinking in the present time display area. In this state, select a group in which to copy day programs, using the GROUP button.

**STEP 2**

Select a source day program to copy.

Every time the DAY button is pressed, the moves across the days of the week display, therefore select a day of the week that will serve as the copy source.

Once having selected the copy source day, press the SET button to set it. The display changes to key you to select a copy destination day.

**STEP 3**

Select a copy destination day.

When the schedule timer is ready for you to select a copy destination day, "CP-2" starts blinking in the present time display area, while the selected copy source day blinks in the days of the week.

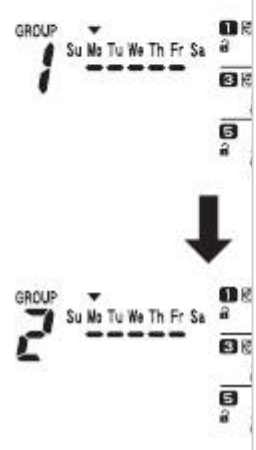
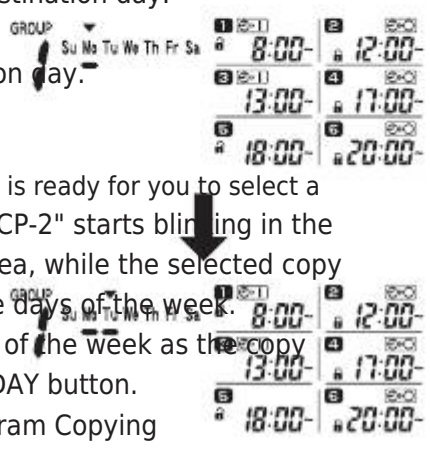
Therefore, select a day of the week as the copy destination using the DAY button.

Example of Group Program Copying  
(Copying group No. 1's program into group No. 2)  
over today's day start

7 - 164

Mini ECO-i System

Remote Control Functions



[Table of Contents](#)



[Previous Page](#)  
[Next Page](#)

1

...

223

224

225

226

Quick Links:

[Address Settings \(Outdoor Units\)](#)

[Remote Controller Test Run Settings](#)

[Alarm Display](#)

[Outdoor Unit Control Pcb](#)

## Chapters

[Table of Contents](#) 4

[Remote Controller Functions](#) 15

[Service Checker](#) 47

[Remote Control Functions](#) 61

[Control System Sha-Kt256Bg](#) 170

[Schedule Timer \(Sha-Tm64Ag\(B\)\)](#) 214

## Related Manuals for Sanyo MINI ECO-i SPW-CR365GXH56B

[Air Conditioner Sanyo ECOi C0705DXHN8 Brochure & Specs](#)

2 and 3 pipe electric vrf systems (10 pages)

[Air Conditioner Sanyo SPW-T253G56 Service Manual](#)

Split system air conditioner (71 pages)

[Air Conditioner Sanyo SPW-X253G56 Service Manual](#)

Split system (72 pages)

[Air Conditioner Sanyo SPW-CR365GXH56 Technical Data Manual](#)

Mini eco-i system (346 pages)

[Air Conditioner Sanyo Mini ECO-i SPW-ASR74GXH56\(A/B\) Installation Instructions Manual](#)

System air conditioner (49 pages)

[Air Conditioner Sanyo SPW-C1155DXHN8 Technical Data & Service Manual](#)

2-way eco-i multi system (242 pages)

[Air Conditioner Sanyo 2-WAY ECO-i SPW-C0705DXHN8 Service Manual](#)

Multi system (143 pages)

[Air Conditioner Sanyo SPW-X253GH56 Service Manual](#)

Split system (105 pages)

[Air Conditioner Sanyo SPW-U253GH56 Service Manual](#)

Split system air conditioner (108 pages)

[Air Conditioner Sanyo SPW-T253GH56 Service Manual](#)

Split system (106 pages)

[Air Conditioner Sanyo SPW-D253GH56 Service Manual](#)

Split system (108 pages)

[Air Conditioner Sanyo SPW-C0705DZH8 Technical Data Manual](#)

3-way eco-i multi system 5 series (703 pages)

[Air Conditioner Sanyo SPW-C483GYH8 Service Manual](#)

Eco multi system (235 pages)

[Air Conditioner Sanyo SPW-C256VH Technical Data & Service Manual](#)

4-way air discharge semi-concealed wall-mounted ceiling-mounted concealed-duct (517 pages)

[Air Conditioner Sanyo SPW-CR1503GDYH8 Technical Data & Service Manual](#)

W-eco multi system series (377 pages)

[Air Conditioner Sanyo SPW-FTR124EH56 Installation And Operation Manual](#)

Dc inverter air conditioner for refrigerant r410a (32 pages)

## Related Content for Sanyo MINI ECO-i SPW-CR365GXH56B

[W MULTI SGP-EW120M2G2W Control Program Version Check](#)

Sanyo W MULTI SGP-EW120M2G2W

[RCS-SH80UA How To Duplicate Programmed Operation Times](#)

Sanyo RCS-SH80UA

[AHX0752 Weekly Program Function](#)

Sanyo AHX0752

[SPW-C0705DZH8 How To Copy Program Times](#)

Sanyo SPW-C0705DZH8

[SPW-CR365GXH56 I How To Copy Program Times](#)

Sanyo SPW-CR365GXH56

This manual is also suitable for:

[Mini eco-i spw-cr485gxh56b](#)[Mini eco-i spw-cr605gxh56b](#)[Mini eco-i spw-cr365gx56b](#)[Mini eco-i spw-cr485gx56b](#)[Mini eco-i spw-cr605gx56b](#)[Mini eco-i spw-cr365gxh8b](#) ... [Show all](#)