



# Air-Discharge Chamber For Top Discharge; Installing The Unit In Heavy Snow Areas; Precautions For Installation In Heavy Snow Areas - Sanyo Mini ECO-i SPW-ASR74GXH56(A/B) Installation Instructions Manual

System air conditioner



1

2

3

4

5

Table Of Contents

6

7

8

9

10

11

12

13

14

15

16

17

18  
19  
20  
21  
22  
23  
24  
25  
26  
27  
28  
29  
30  
31  
32  
33  
34  
35  
36  
37  
38  
39  
40  
41  
42  
43  
44  
45  
46  
47  
48  
49

---

•

[Table of Contents](#)

•

## Bookmarks







05-194  
5/27/05  
5:06 PM

### 2-3. Air Discharge Chamber for Top Discharge

Be sure to install an air discharge chamber in the field when:

it is difficult to keep a space of min. 50 cm between the air discharge outlet and an obstacle.

the air discharge outlet is facing a sidewalk and discharged hot air may annoy passers-by.

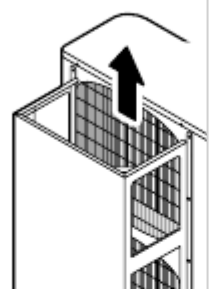
Refer to Fig. 2-10.

### 2-4. Installing the Unit in Heavy Snow Areas

In locations with strong wind, snow-proof ducting should be fitted and direct exposure to the wind should be avoided as much as possible.

#### Countermeasures against snow and wind

In regions with snow and strong wind, the following



problems may occur when the outdoor unit is not provided with a platform and snow-proof ducting:

- a) The outdoor fan may not run and damage to the unit may occur.
- b) There may be no air flow.
- c) The tubing may freeze and burst.
- d) The condenser pressure may drop because of strong wind, and the indoor unit may freeze.

### 2-5. Precautions for Installation in Heavy Snow Areas

- (1) The platform should be higher than the max. snow depth. (Fig. 2-11)
- (2) The 2 anchoring feet of the outdoor unit should be used for the platform, and the platform should be installed beneath the air intake side of outdoor unit.
- (3) The platform foundation must be firm and the unit must be secured with anchor bolts.
- (4) In case of installation on a roof subject to strong wind, countermeasures must be taken to prevent the unit from being blown over.

Page 19

Air discharge

#### Fig. 2-10

In regions with significant snowfall, the outdoor unit should be provided with a platform and snow-proof duct.

Without snow-proof ducting  
(Low platform)

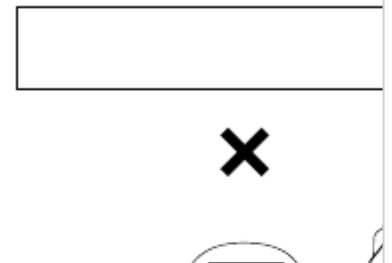
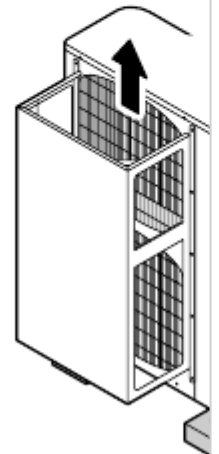
#### Fig. 2-11

Outdoor  
Unit  
Duct  
Air  
Intake

#### Fig. 2-12

19

With snow-proof ducting  
(High platform)



[Table of Contents](#)

[Previous Page](#)  
[Next Page](#)

1  
...  
16  
17  
18  
19  
20  
21  
22  
23

Quick Links:

[Important](#)

[Table of Contents](#)

[General](#)

[Indoor Unit](#)

[Outdoor Unit](#)

[Meaning of Alarm Messages](#)

## Related Manuals for Sanyo Mini ECO-i SPW-ASR74GXH56(A/B)

[Air Conditioner Sanyo SPW-CR365GXH56 Technical Data Manual](#)

Mini eco-i system (346 pages)

[Air Conditioner Sanyo SPW-X483GH56 Installation Instruction](#)

Eco multi system air conditioner (91 pages)

[Air Conditioner Sanyo 2-WAY ECO-i SPW-C0705DXHN8 Service Manual](#)

Multi system (143 pages)

[Air Conditioner Sanyo PW-UMR184EXH56 Installation And Operation](#)

## [Manual](#)

Eco-i system air conditioner (36 pages)

[Air Conditioner Sanyo ECO G SGP-EGW190M2G2W Brochure & Specs](#)

Gas driven vrf m series (9 pages)

[Air Conditioner Sanyo SPW-C1155DXHN8 Technical Data & Service Manual](#)

2-way eco-i multi system (242 pages)

[Air Conditioner Sanyo ECOi C0705DXHN8 Brochure & Specs](#)

2 and 3 pipe electric vrf systems (10 pages)

[Air Conditioner Sanyo MINI ECO-i SPW-CR365GXH56B Service Manual](#)  
(252 pages)

[Air Conditioner Sanyo SPW-X253G56 Service Manual](#)

Split system (72 pages)

[Air Conditioner Sanyo SPW-X253GH56 Service Manual](#)

Split system (105 pages)

[Air Conditioner Sanyo SPW-T253GH56 Service Manual](#)

Split system (106 pages)

[Air Conditioner Sanyo SPW-D253GH56 Service Manual](#)

Split system (108 pages)

[Air Conditioner Sanyo SPW-C483GYH8 Service Manual](#)

Eco multi system (235 pages)

[Air Conditioner Sanyo Big PACi 18 Series Technical Data & Service Manual](#)

Big pack i dc inverter (275 pages)

[Air Conditioner Sanyo SPW-CR1503GDYH8 Technical Data & Service Manual](#)

W-eco multi system series (377 pages)

[Air Conditioner Sanyo SPW-XR254EH56 Installation And Operation Manual](#)

Dc inverter air conditioner (40 pages)

## Related Content for Sanyo Mini ECO-i SPW-ASR74GXH56(A/B)

[SPW-CR363GVH8 Way Air Discharge Semi-Concealed Type](#)

Sanyo SPW-CR363GVH8

[SAP-KV94GJ Air Discharge](#)

Sanyo SAP-KV94GJ

[SPW-CR1503GDYH8 Way Air Discharge Semi-Concealed Type](#)

Sanyo SPW-CR1503GDYH8

[Big PACi 18 Series 4-Way Air Discharge Semi-Concealed Type](#)

Sanyo Big PACi 18 Series

[SPW-C483GYH8 Way Air Discharge Semi-Concealed Type](#)

Sanyo SPW-C483GYH8

[SPW-C256VH Air Discharge Chamber For Top Discharge](#)

Sanyo SPW-C256VH

[SPW-CR365GXH56 Air Discharge Chamber For Top Discharge](#)

Sanyo SPW-CR365GXH56

[KS2432A Air Discharge Chamber For Top Discharge](#)

Sanyo KS2432A

This manual is also suitable for:

[Mini eco-i spw-asr94gxh56\(a/b\)](#)[Mini eco-i spw-asr124gxh56\(a/b\)](#)[Mini eco-i spw-ldr94gxh56\(a/b\)](#)[Mini eco-i spw-ldr124gxh56\(a/b\)](#)[Mini eco-i spw-ldr184gxh56\(a/b\)](#)[Mini eco-i spw-ldr254gxh56\(a/b\)](#) ... [Show all](#)