

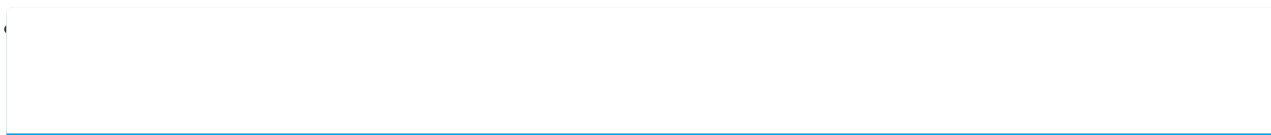
Explanation Of Functions - Sanyo CHDZ07263 Service Manual

1
2
3
4
5
6
7
8
9
10
11
12
13
14
15
16
17
18

19
20
21
22
23
24
25
26
27
28
29
30
31
32
33
34
35
36
37
38
39
40
41
42
43
44
45
46
47
48
49
50
51
52
53
54
55
56
57
58
59
60
61
62
63
64
65
66
67
68

69
70
71
72
73
74
75
76
77
78
79
80
81
82
83
84
85
86
87
88
89
90
91
92
93
94
95
96
97
98
99
100
101
102
103
104
105
106
107
108
109
110
111
112
113
114
115
116
117
118

119
120
121
122
123
124
125
126
127
128



•

•

Bookmarks



2. Indoor Unit Control PCB

2-7. Explanation of Functions

T10
(CN061)
(Remote control operation)

T10*
(CN061)
Forced OFF control
* Need to set EEPROM
data at Code "2E" to
"0001" (Refer to Page
2-35/ Detailed Setting
Function)

6P plug (yellow): Used for remote control.

Control items: ①Start/stop input

③Start signal output ④Alarm signal output

(Condition)

① 1-2 (Pulse input): Unit ON/OFF condition switching with a pulse signal.

(1 pulse signal: shortage status more than 300msec.or more)

② 2-3 (Static input): Open/ Operation with Remote is permitted.(Normal condition)

Close/ Remote controller is prohibited.

③ 4-5 (Static output): 12V output during the unit ON. / No output at OFF

④ 5-6(Static output): 12V output when some errors occur / No output at normal

Example of signal

1
2
COM
3
4
+12V
COM
5
T10
6
(yellow)

The wire length from indoor unit to the Relay must be within 6.5ft.

Pulse signal changeable to static with JP cutting. (Refer to JP001)

This is a method to control the indoor unit individually.

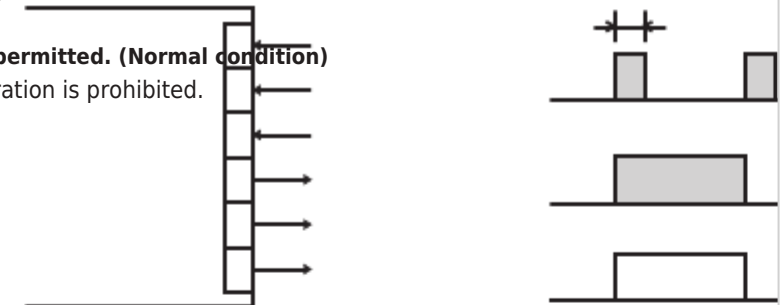
(Condition)

1-2 (Static input): Close/ Operation with Remote is permitted. (Normal condition)

Open/ Unit is forcibly OFF and Remote controller operation is prohibited.

Example of wiring

T10
(YEL)
Indoor unit
control PCB



The wire length from indoor unit to the Relay must be within 6.5ft.

Special-order parts: Wire K 623 176 6814

4 - 13

② Remote controller prohibit input

300msec.

or more

1-2 (pulse input)

4-5 (output)

Unit condition

ON

Relay

(Field supply)

POWER

External contact

(Card switch box, etc.:

field supply)

PCB and Functions

+12

OFF

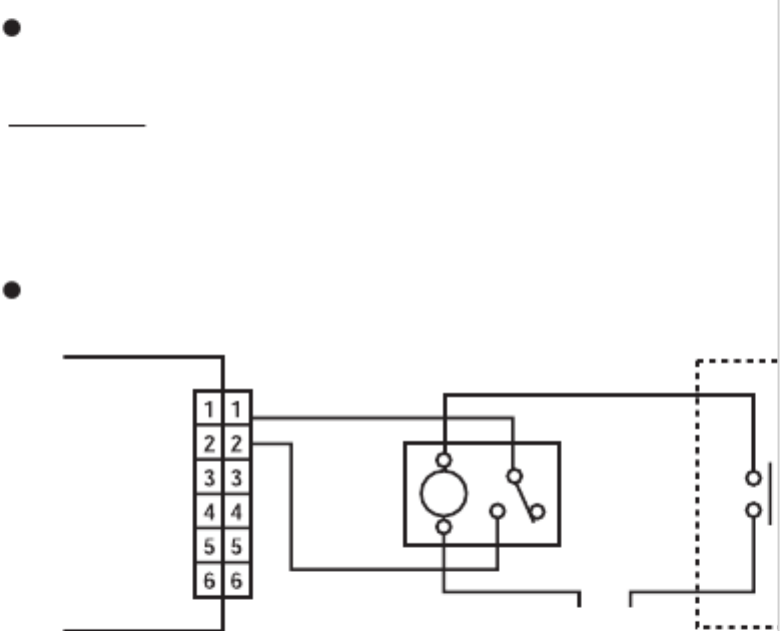
ON

The contact in the

figure is a state

where the card is

pulled out.



--	--	--	--

[Table of Contents](#)

[Next Page](#)

[1](#)

...

[102](#)

[103](#)

[104](#)

[105](#)

Quick Links:

[Table of Contents](#)

Chapters

[Section 1](#) 4

[Section 2](#) 21

[Outdoor Unit Control Pcb/Indoor Unit Control Pcb](#) 91

Related Manuals for Sanyo CHDZ07263

[Air Conditioner Sanyo ECO-i CHDZR07263 Series Service Manual](#)

(146 pages)

[Air Conditioner Sanyo ECO-i AHX0752 Technical Data Manual](#)

(265 pages)

[Air Conditioner Sanyo MINI ECO-i XHX1252 Service Manual & Test Run Service Manual](#)

(190 pages)

[Air Conditioner Sanyo CHDXR09663* Service Manual](#)

2-way eco-i multi system (142 pages)

[Air Conditioner Sanyo AHX0752 Service Manual](#)

W-2way eco-i multi system (114 pages)

[Air Conditioner Sanyo W-3WAY ECO-i 85464369098000 Installation Instructions Manual](#)

W-3way eco-i system air conditioner (106 pages)

[Air Conditioner Sanyo 85464359982001 Installation Instructions Manual](#)

W-2way system air conditioner (96 pages)

[Air Conditioner Sanyo Mini ECO-i CHXR03652 Service Manual](#)

(93 pages)

[Air Conditioner Sanyo Mini ECO-i 85464359981002 Installation Instructions Manual](#)

Sanyo air conditioner installation instructions (90 pages)

[Air Conditioner Sanyo R410A Installation Instructions Manual](#)

W-3way eco-i system air conditioner (54 pages)

[Air Conditioner Sanyo XM18AAB Installation Instructions Manual](#)

W-2way system air conditioner (50 pages)

[Air Conditioner Sanyo ECO R410A Installation Instructions Manual](#)

Eco-i system air conditioner (48 pages)

[Air Conditioner Sanyo XHX1252 Instruction Manual](#)

Split system air conditioner (20 pages)

[Air Conditioner Sanyo THX2452 User Manual](#)

(4 pages)

[Air Conditioner Sanyo DHX4852 Manual](#)

Indoor unit (4 pages)

[Air Conditioner Sanyo THX1852 Manual](#)

Indoor unit (4 pages)

Related Content for Sanyo CHDZ07263

[SAP-CMRV3656EH Functions 7-1. Explanation Of Functions](#)

Sanyo SAP-CMRV3656EH

[SAP-CMRV1424EH Explanation Of Functions](#)

Sanyo SAP-CMRV1424EH

[CMH1972A Functions 7-1. Explanation Of Functions](#)

Sanyo CMH1972A

[CM1972A Functions 7-1. Explanation Of Functions](#)

Sanyo CM1972A

[CMH1972 Explanation Of Functions](#)

Sanyo CMH1972

[CM1972 Functions 7-1. Explanation Of Functions](#)

Sanyo CM1972

[CLM1972 Functions 7-1. Explanation Of Functions](#)

Sanyo CLM1972

[AHX0752 Explanation Of Functions \(Cr-Kxrp56An, Cr-Kxrp80An, Pow-Krp50A\)](#)

Sanyo AHX0752

This manual is also suitable for:

[Chdz09663Chdzt07263Chdzt09663Xhx1252Xhx1852Xhx2452](#) ... [Show all](#)