



Outdoor Unit Maintenance Remote  
Controller; Service Checker;  
Overview; Functions - Sanyo  
CHDZ07263 Service Manual

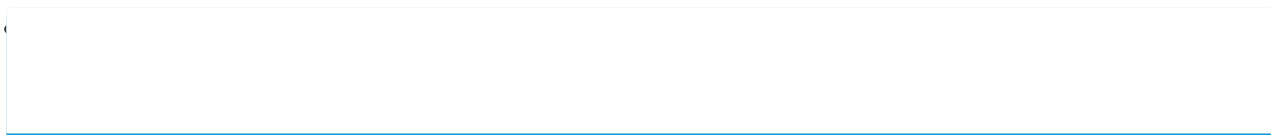


1  
2  
3  
4  
5  
6  
7  
8  
9  
10  
11  
12  
13  
14  
15  
16  
17  
18

19  
20  
21  
22  
23  
24  
25  
26  
27  
28  
29  
30  
31  
32  
33  
34  
35  
36  
37  
38  
39  
40  
41  
42  
43  
44  
45  
46  
47  
48  
49  
50  
51  
52  
53  
54  
55  
56  
57  
58  
59  
60  
61  
62  
63  
64  
65  
66  
67  
68

69  
70  
71  
72  
73  
74  
75  
76  
77  
78  
79  
80  
81  
82  
83  
84  
85  
86  
87  
88  
89  
90  
91  
92  
93  
94  
95  
96  
97  
98  
99  
100  
101  
102  
103  
104  
105  
106  
107  
108  
109  
110  
111  
112  
113  
114  
115  
116  
117  
118

119  
120  
121  
122  
123  
124  
125  
126  
127  
128



•

•

## Bookmarks








## 1. Outdoor Unit Maintenance Remote Controller

### 1-1. Overview

#### About the outdoor unit maintenance remote controller

The outdoor unit utilizes non-volatile memory (EEPROM) on its PCB. This allows EEPROM data to replace the setting switches that were present on previous PCBs. The outdoor unit maintenance remote controller is used to set and change these EEPROM data.

In addition to setting and checking the outdoor unit EEPROM data, this remote controller can also be used to monitor the outdoor unit alarm history, monitor the various indoor and outdoor temperatures, and check the indoor unit connection status (number of units, operating mode, etc.).



Outdoor unit maintenance remote controller does not function as an ordinary remote controller. It is therefore only used for test runs and during servicing.

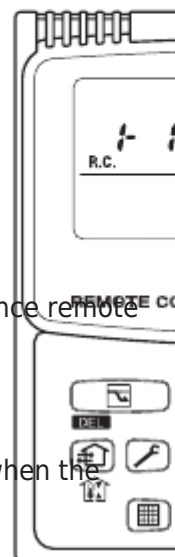
### System Diagram

#### Outdoor unit maintenance remote controller

\* Operation manual included in package.

The special service checker wiring is required in order to connect the outdoor unit maintenance remote controller to the outdoor unit PCB.

Ordinary remotes or other controllers are still required for the indoor units, even when the outdoor unit maintenance remote controller is connected.



### 1-2. Functions

#### Functions on the ordinary display

(1) Press the buttons to execute the following functions.

- All indoor units: stop/start
- Cooling/heating change

- All indoor units: test run

(2) Display: The following displays are possible.

- Alarm display
- No. of indoor/outdoor units
- Unit Nos. of connected indoor/outdoor units
- Operating status of indoor/outdoor units (Blinks when alarm occurs.)
- Indoor thermostat ON
- Display of individual outdoor unit alarms
- Total operating time of outdoor unit compressors
- Oil level of the outdoor unit oil sensor

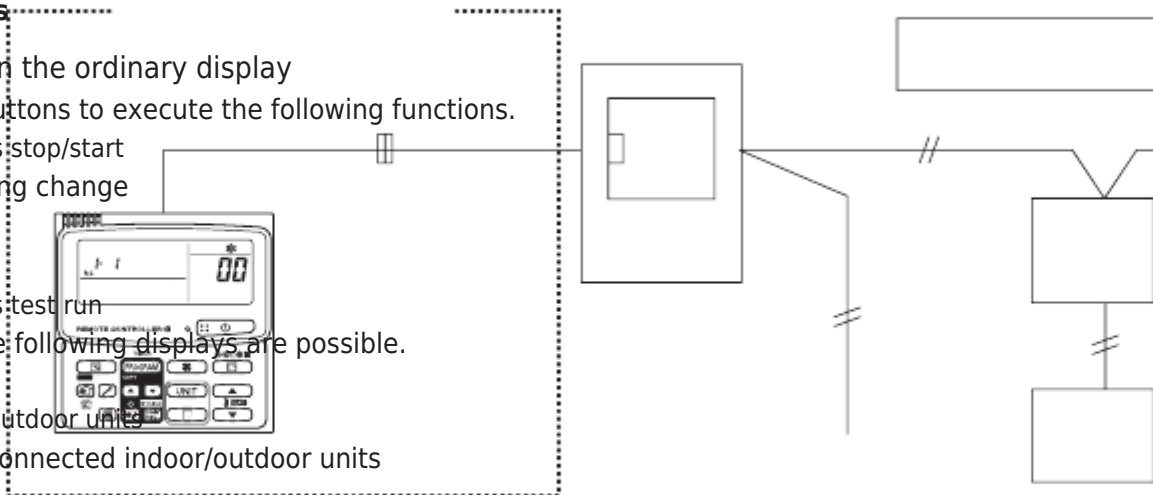
- Total outdoor unit power ON time
- Outdoor unit microcomputer version, other information.

Special service checker wiring

Remote controller Assy

#### Outdoor unit

Unit



*Service Checker*

Inter-unit control wiring

Indoor unit

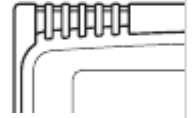
Indoor unit

Remote

Remote

controller

controller



[Table of Contents](#)

[Previous Page](#)

[Next Page](#)

1

...

117

118

119

120

Quick Links:

[Table of Contents](#)

## Chapters

[Section 1](#) 4

[Section 2](#) 21

[Outdoor Unit Control Pcb/Indoor Unit Control Pcb](#) 91

## Related Manuals for Sanyo CHDZ07263

[Air Conditioner Sanyo ECO-i CHDZR07263 Series Service Manual](#)

(146 pages)

[Air Conditioner Sanyo ECO-i AHX0752 Technical Data Manual](#)

(265 pages)

[Air Conditioner Sanyo MINI ECO-i XHX1252 Service Manual & Test Run Service Manual](#)

(190 pages)

[Air Conditioner Sanyo CHDXR09663\\* Service Manual](#)

2-way eco-i multi system (142 pages)

[Air Conditioner Sanyo AHX0752 Service Manual](#)

W-2way eco-i multi system (114 pages)

[Air Conditioner Sanyo W-3WAY ECO-i 85464369098000 Installation Instructions Manual](#)

W-3way eco-i system air conditioner (106 pages)

[Air Conditioner Sanyo 85464359982001 Installation Instructions Manual](#)

W-2way system air conditioner (96 pages)

[Air Conditioner Sanyo Mini ECO-i CHXR03652 Service Manual](#)

(93 pages)

[Air Conditioner Sanyo Mini ECO-i 85464359981002 Installation Instructions Manual](#)

Sanyo air conditioner installation instructions (90 pages)

[Air Conditioner Sanyo R410A Installation Instructions Manual](#)

W-3way eco-i system air conditioner (54 pages)

[Air Conditioner Sanyo XM18AAB Installation Instructions Manual](#)

W-2way system air conditioner (50 pages)

[Air Conditioner Sanyo ECO R410A Installation Instructions Manual](#)

Eco-i system air conditioner (48 pages)

[Air Conditioner Sanyo XHX1252 Instruction Manual](#)

Split system air conditioner (20 pages)

[Air Conditioner Sanyo THX2452 User Manual](#)

(4 pages)

[Air Conditioner Sanyo DHX4852 Manual](#)

Indoor unit (4 pages)

[Air Conditioner Sanyo THX1852 Manual](#)

Indoor unit (4 pages)

## Related Content for Sanyo CHDZ07263

[SAP-KRV91EH Maintenance 8-1. Changing Address Of Indoor Unit And Remote Control Unit](#)

Sanyo SAP-KRV91EH

[SAP-K181AHA-S Maintenance 11-1. Changing Address Of Remote Control Unit In Indoor Unit](#)



Sanyo SAP-K181AHA-S

[SAP-KR184GJH Maintenance 12-1. Address Setting Of The Remote Control Unit](#)

Sanyo SAP-KR184GJH

[SAP-K91AHA Maintenance 11-1. Changing Address Of Remote Control Unit In Indoor Unit](#)

Sanyo SAP-K91AHA

[SAP-K91GJA \(?2\) Maintenance 13-1. Changing Address Of Remote Control Unit In Indoor Unit](#)

Sanyo SAP-K91GJA (?2)

[SAP-CRV93EHN Maintenance 8-1. Address Setting Of The Remote Control Unit](#)

Sanyo SAP-CRV93EHN

[SPW-C256VH What Is The Outdoor Unit Maintenance Remote Controller?](#)

Sanyo SPW-C256VH

[C4272R Outdoor Unit Maintenance Remote Control](#)

Sanyo C4272R

This manual is also suitable for:

[Chdz09663Chdzt07263Chdzt09663Xhx1252Xhx1852Xhx2452](#) ... [Show all](#)