



# Automatic Control For Heating And Cooling - Sanyo CHDZ07263 Service Manual

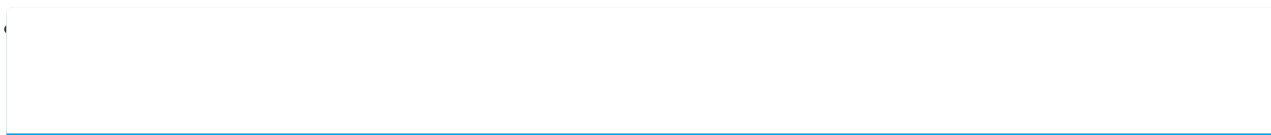


1  
2  
3  
4  
5  
6  
7  
8  
9  
10  
11  
12  
13  
14  
15  
16  
17  
18

19  
20  
21  
22  
23  
24  
25  
26  
27  
28  
29  
30  
31  
32  
33  
34  
35  
36  
37  
38  
39  
40  
41  
42  
43  
44  
45  
46  
47  
48  
49  
50  
51  
52  
53  
54  
55  
56  
57  
58  
59  
60  
61  
62  
63  
64  
65  
66  
67  
68

69  
70  
71  
72  
73  
74  
75  
76  
77  
78  
79  
80  
81  
82  
83  
84  
85  
86  
87  
88  
89  
90  
91  
92  
93  
94  
95  
96  
97  
98  
99  
100  
101  
102  
103  
104  
105  
106  
107  
108  
109  
110  
111  
112  
113  
114  
115  
116  
117  
118

119  
120  
121  
122  
123  
124  
125  
126  
127  
128



•

•

## Bookmarks







# 1. Main Operating Functions

## 1-2. Automatic Control for Heating and Cooling

### Automatic Heating/Cooling Control

(1) When operation starts, heating or cooling is selected according to the set temperature and the room temperature.

Room temperature

Set temperature + 2

Set temperature - 2 < Room temperature

Room temperature  $\geq$  Set temperature - 2

\*1: If the difference between the room temperature and set temperature is small when operation starts, the cooling thermostat remains in standby status (OFF) until the temperature difference increases. When the temperature difference increases, either cooling operation or heating operation is selected. This standby status is known as "monitoring mode."

(2) After operation starts in the selected operating mode, the set temperature is automatically shifted by + 4°F (cooling operation) or - 4°F (heating operation).

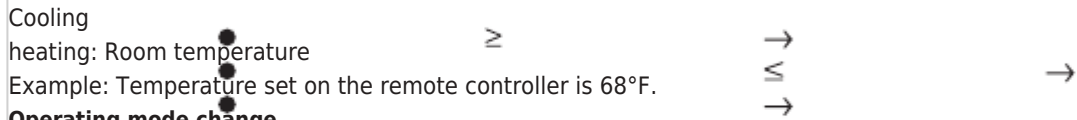
Example: Temperature set on the remote controller is 68°F.

**Selected operating mode**

1  
Cooling  
2  
Heating

(3) Operating mode changes (heating changes are handled as shown below.

Heating  
cooling: Room temperature



**Operating mode change**

1  
Heating  
Cooling  
2  
Cooling  
Heating

\*2: During heating operation when the body sensor is used, a temperature shift is applied to the intake temperature detected by the sensor, in consideration for the difference in temperature at the top and bottom of the room. (Refer to the "Room Temperature Control" item.) If this intake shift temperature is 7°F, then the heating occurs when the temperature detected by the body sensor is 80°F or higher.

(4) Cooling (heating) operation does not change if the room temperature changes from area C minutes after the compressor turns OFF. (Monitoring mode is excepted.)



**Remote controller display**

72°F		
64°F		
cooling, cooling	$\rightarrow$	
heating)	$\rightarrow$	

Shifted set temperature (set temperature + 4°F + 1°F)  
Shifted set temperature (set temperature - 4°F - 2°F)

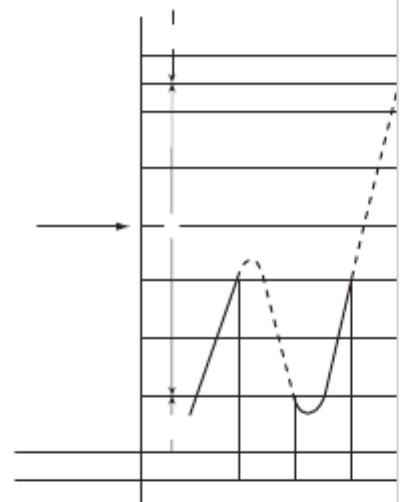
**Shifted set temp.**  
68 + 4 + 1 = 73°F or higher (\*2)  
68 - 4 - 2 = 62°F or lower

Selected operating mode  
Shifted set temp  
Remote controller display  
Shifted set temp  
Selected operating mode  
Thermostat

**2 - 3**  
Monitoring mode (\*1)

68°F  
68°F  
A (or A)  
A  
+6 deg  
+5 deg  
+4 deg  
+2 deg  
B  
-2 deg  
-4 deg  
-6 deg

C  
ON  
OFF



ON  
OFF  
Heating

### Remote Control Functions

cooling change

C) within 10

ON  
OFF  
ON  
OFF  
ON OFF  
ON  
Cooling  
Heating



≡






[Table of Contents](#)

[Previous Page](#)  
[Next Page](#)

1  
...  
20  
21  
22  
23  
24  
25  
26  
27

Quick Links:

[Table of Contents](#)

## Chapters

[Section 1](#) 4

[Section 2](#) 21

[Outdoor Unit Control Pcb/Indoor Unit Control Pcb](#) 91



## Related Manuals for Sanyo CHDZ07263

[Air Conditioner Sanyo ECO-i CHDZR07263 Series Service Manual](#)

(146 pages)

[Air Conditioner Sanyo ECO-i AHX0752 Technical Data Manual](#)

(265 pages)

[Air Conditioner Sanyo MINI ECO-i XHX1252 Service Manual & Test Run Service Manual](#)

(190 pages)

[Air Conditioner Sanyo CHDXR09663\\* Service Manual](#)

2-way eco-i multi system (142 pages)

[Air Conditioner Sanyo AHX0752 Service Manual](#)

W-2way eco-i multi system (114 pages)

[Air Conditioner Sanyo W-3WAY ECO-i 85464369098000 Installation Instructions Manual](#)

W-3way eco-i system air conditioner (106 pages)

[Air Conditioner Sanyo 85464359982001 Installation Instructions Manual](#)

W-2way system air conditioner (96 pages)

[Air Conditioner Sanyo Mini ECO-i CHXR03652 Service Manual](#)

(93 pages)

[Air Conditioner Sanyo Mini ECO-i 85464359981002 Installation Instructions Manual](#)

Sanyo air conditioner installation instructions (90 pages)

[Air Conditioner Sanyo R410A Installation Instructions Manual](#)

W-3way eco-i system air conditioner (54 pages)

[Air Conditioner Sanyo XM18AAB Installation Instructions Manual](#)

W-2way system air conditioner (50 pages)

[Air Conditioner Sanyo ECO R410A Installation Instructions Manual](#)

Eco-i system air conditioner (48 pages)

[Air Conditioner Sanyo XHX1252 Instruction Manual](#)

Split system air conditioner (20 pages)

[Air Conditioner Sanyo THX2452 User Manual](#)

(4 pages)

[Air Conditioner Sanyo DHX4852 Manual](#)

Indoor unit (4 pages)

[Air Conditioner Sanyo THX1852 Manual](#)

Indoor unit (4 pages)

## Related Content for Sanyo CHDZ07263

[SAP-K71GJHA Automatic Switching Between Cooling And Heating](#)

Sanyo SAP-K71GJHA

[SAP-C302AH-S Automatic Switching Between Cooling And Heating](#)

Sanyo SAP-C302AH-S

[SPW-D253GH56 Auto. Mode For Automatic Heating/Cooling Switching](#)

Sanyo SPW-D253GH56

[SPW-XR253GH56 Auto. Mode For Automatic Heating/Cooling Switching](#)

Sanyo SPW-XR253GH56

[SAP-K77GHAX Automatic Switching Between Cooling And Heating](#)

Sanyo SAP-K77GHAX

[SPW-CR363GVH8 Auto. Mode For Automatic Heating/Cooling Switching](#)

Sanyo SPW-CR363GVH8

[SPW-C0705DZH8 Automatic Control For Heating And Cooling](#)

Sanyo SPW-C0705DZH8

[SPW-CR365GXH56 Automatic Control For Heating And Cooling](#)

Sanyo SPW-CR365GXH56

This manual is also suitable for:

[Chdz09663Chdzt07263Chdzt09663Xhx1252Xhx1852Xhx2452 ...](#) [Show all](#)