


System Memory - Asus PRIME H510T2-CSM R2.0 Manual

1
2
Table Of Contents
3
4
5
6
7
8
9
10
11
12
13
14
15
16
17

18
19
20
21
22
23
24
25
26
27
28
29
30



•

•

Bookmarks



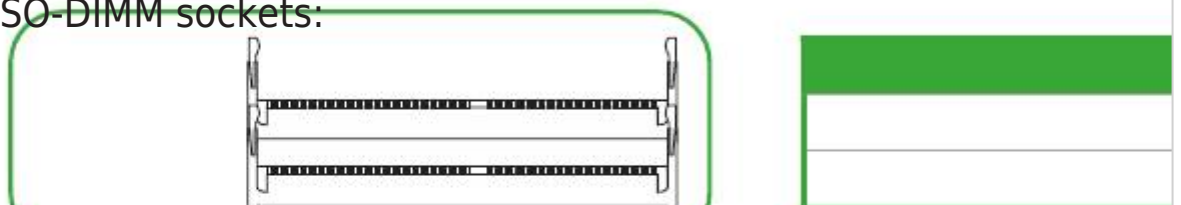
1.4

System memory

This motherboard comes with two Double Data Rate 4 (DDR4) Small Outline Dual Inline Memory Modules (SO-DIMM) sockets. The figure illustrates the location of

the DDR4 SO-DIMM sockets:

DIMM_A
DIMM_B
.
.



•
•
•

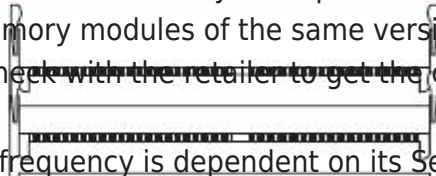
Installing a DIMM

To install a DIMM

1-10

You may install varying memory sizes in Channel A and Channel B. The system maps the total size of the lower-sized channel for the dual-channel configuration. Any excess memory from the higher-sized channel is then mapped for single-channel operation.

Always install DIMMs with the same CAS latency. For optimal compatibility, we recommend that you install memory modules of the same version or date code (D/C) from the same vendor. ~~Check with the retailer to get the~~ correct memory modules.



The default memory operation frequency is dependent on its Serial Presence Detect (SPD), which is the standard way of accessing information from a memory module. Under the default state, some memory modules for overclocking may operate at a lower frequency than the vendor-marked value.

For system stability, use a more efficient memory cooling system to support a full memory load (2 DIMMs).

Refer to www.asus.com for the latest Memory QVL (Qualified Vendors List).

Channel A

Channel B

To remove a DIMM

Chapter 1: Product Introduction

DIMM_A

DIMM_B



[Table of Contents](#)

[Previous Page](#)
[Next Page](#)

1
...
15
16
17
18
19
20
21
22

Quick Links:

[Prime H510T2-Csm R2.0 Specifications Summary
Before You Proceed](#)
[Motherboard Overview](#)

Related Manuals for Asus PRIME H510T2-CSM R2.0

[Motherboard Asus PRIME H570M-PLUS Manual](#)

(36 pages)

[Motherboard Asus PRIME H510M-A WIFI Quick Start Manual](#)

(2 pages)

[Motherboard Asus Prime H510M-A Manual](#)

(34 pages)

[Motherboard Asus Prime H510M User Manual](#)

(34 pages)

[Motherboard Asus PRIME H510M-A Quick Start Manual](#)

(2 pages)

[Motherboard Asus PRIME H510M-E Manual](#)

(32 pages)

[Motherboard Asus PRIME H510M-E Quick Start Manual](#)

(2 pages)

[Motherboard Asus PRIME H510M-R Manual](#)

(30 pages)

[Motherboard Asus PRIME H510M-F Quick Start Manual](#)

(2 pages)

[Motherboard Asus PRIME H510TS Manual](#)

(30 pages)

[Motherboard Asus PRIME H510M-A R2.0 Quick Start Manual](#)

(2 pages)

[Motherboard Asus PRIME H510M-A R2.0 Manual](#)

(34 pages)

[Motherboard Asus H61M-K User Manual](#)

H61m-k user's manual (82 pages)

[Motherboard ASUS H61M-PRO User Manual](#)

(64 pages)

[Motherboard Asus PRIME H610M-D D4 Manual](#)

(32 pages)

[Motherboard Asus PRIME H310-PLUS R2.0 Manual](#)

(27 pages)

Related Content for Asus PRIME H510T2-CSM R2.0

[ROG RAMPAGE V EDITION 10 System Memory](#)

Asus ROG RAMPAGE V EDITION 10

[Q170A-IM-A System Memory](#)

Asus Q170A-IM-A

[Z13PE-D16 System Memory](#)

Asus Z13PE-D16

[WS X299 SAGE System Memory](#)

Asus WS X299 SAGE

[Pro A620M-C-CSM System Memory](#)

Asus Pro A620M-C-CSM

[PRIME H310M-A R1.0 System Memory](#)

Asus PRIME H310M-A R1.0

[TUF GAMING B650-E WIFI System Memory](#)

Asus TUF GAMING B650-E WIFI

[H110M-P/DVI System Memory](#)

Asus H110M-P/DVI