

Cd/Digital Control Buttons - Toshiba Satellite P20-8PW User Manual

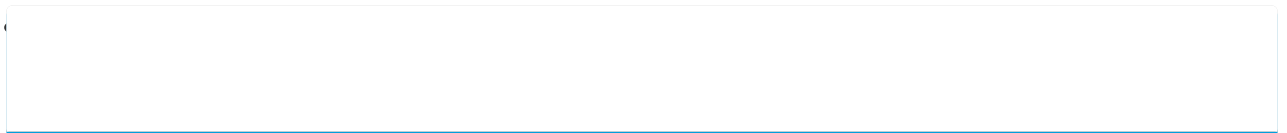
Toshiba satellite p20-8pw: user guide

1
2
3
4
5
6
7
8
9
10
11
12
13
14
15
16
17
18

19
20
21
22
23
Table Of Contents
24
25
26
27
28
29
30
31
32
33
34
35
36
37
38
39
40
41
42
43
44
45
46
47
48
49
50
51
52
53
54
55
56
57
58
59
60
61
62
63
64
65
66
67

68
69
70
71
72
73
74
75
76
77
78
79
80
81
82
83
84
85
86
87
88
89
90
91
92
93
94
95
96
97
98
99
100
101
102
103
104
105
106
107
108
109
110
111
112
113
114
115
116
117

118
119
120
121
122
123
124
125
126
127
128
129
130
131
132
133
134
135
136
137
138
139
140
141
142




•

[Table of Contents](#)

•

Bookmarks



The Main Module Bay allows you to play CDs and DVDs. Your computer is fitted with either a CD or DVD drive installed, depending on its configuration. You may also be able to write CDs or even DVDs. A secondary HDD or FDD may also be used in this bay.

The 2nd Module Bay is generally used for the removable battery, but it may also be used with a second Optical Media Drive.

You can purchase TOSHIBA optional HDD and optical devices in order to extend computer's function. Please get contact with your TOSHIBA dealer.

CD/Digital control buttons

CD/DIGITAL MODE

CD MODE INDICATOR

The CD/Digital Mode button sets which audio playback mode to use, either audio CD or digital music file such as MP3 or Windows Media Files. *Whether your computer is turned on or off, the CD/Digital control buttons are locked by default. To unlock them, press the CD/Digital mode button for more than 3 seconds. Press the CD/ Digital mode button again for over 3 seconds to lock them again. When the CD/Digital mode is unlocked, press the CD/Digital Mode briefly to switch between CD and Digital mode. The mode indicator LEDs will tell you which mode you are in.*

The other CD/Digital Control buttons function like an audio CD player's controls and have the following functions:

Next

Previous

Stop/Eject

Play/Pause

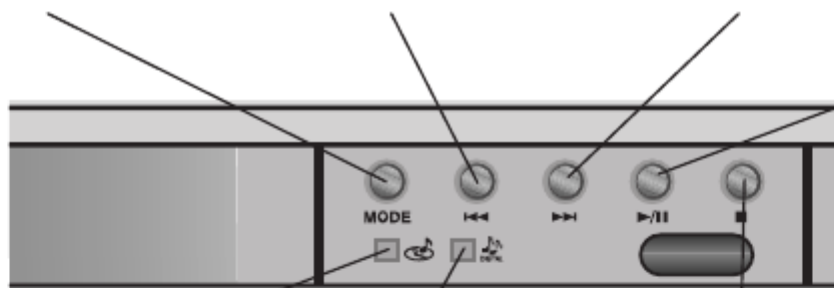
BUTTON

PREVIOUS

DIGITAL MODE

LED

INDICATOR LED



Skips to the following track on the disc

Returns to the preceding track.

Stops a track that is currently playing and ejects a stopped disc.

Starts playing the disc or the selected digital track, or pauses the track that is currently playing.

Finding Your Way Around

NEXT

PLAY/PAUSE

STOP/EJECT



[Previous Page](#)
[Next Page](#)

1
...
29
30
31
32
33
34
35
36

Quick Links:

[Appendix B Features and Specifications](#)

Related Manuals for Toshiba Satellite P20-8PW

[Laptop Toshiba PSM30C-0QQ31 Brochure](#)

Brochure (4 pages)

[Laptop Toshiba PSPB0U-00W008 User Manual](#)

User manual (175 pages)

[Laptop Toshiba Satellite P200 Series User Manual](#)

(220 pages)

[Laptop Toshiba Satellite P200 Maintenance Manual](#)

(251 pages)

[Laptop Toshiba Satellite P200 Series Maintenance Manual](#)

(193 pages)

[Laptop Toshiba Satellite P200 Series User Manual](#)

(238 pages)

[Laptop Toshiba Satellite Pro P200 Series User Manual](#)

(194 pages)

[Laptop Toshiba P200 Series User Manual](#)

Toshiba dvd video player user's manual (183 pages)

[Laptop Toshiba Satellite P200 Series User Manual](#)

Toshiba laptop user's manual p200 (194 pages)

[Laptop Toshiba P205-S6277 User Manual](#)

P205-s6277 user's guide (242 pages)

[Laptop Toshiba Satellite P205D Maintenance Manual](#)

(249 pages)

[Laptop Toshiba Satellite P20-25 Series Maintenance Manual](#)

(250 pages)

[Laptop Toshiba Satellite L500-01K00Y Resource Manual](#)

Toshiba satellite l500 series reference guide (56 pages)

[Laptop Toshiba Satellite A305-S6825 Resource Manual](#)

Toshiba satellite a305-s6825: reference guide (52 pages)

[Laptop Toshiba Satellite U500-ST5305 Resource Manual](#)

Toshiba satellite u500-st5305: reference guide (64 pages)

[Laptop Toshiba Satellite A70 Resource Manual](#)

Toshiba satellite a70: user guide (68 pages)

Related Content for Toshiba Satellite P20-8PW

[Satellite A35 Series Control Buttons](#)

Toshiba Satellite A35 Series

[C50 Series Media Control Buttons](#)

Toshiba C50 Series

[Qosmio X70-A series Media Control Buttons](#)

Toshiba Qosmio X70-A series

[Satellite L40 series Media Control Buttons](#)

Toshiba Satellite L40 series

[Satellite L550 Series Control Buttons](#)

Toshiba Satellite L550 Series

[Satellite P200 Series Control Buttons](#)

Toshiba Satellite P200 Series

[Qosmio X300 Series Control Buttons](#)

Toshiba Qosmio X300 Series

[Satellite Media Control Buttons](#)

Toshiba Satellite

This manual is also suitable for:

[Satellite p20-s103](#)[Satellite p20-s203f](#)[Satellite p25-sp507](#)[Satellite p25-sp526](#)[Satellite p25-sp509](#)[Psp20c-1u8pw](#) ... [Show all](#)