

Adjusting Brightness; Hotkeys - Toshiba Satellite P20-8PW User Manual


Toshiba satellite p20-8pw: user guide

1
2
3
4
5
6
7
8
9
10
11
12
13
14
15
16
17
18

19
20
21
22
23
Table Of Contents
24
25
26
27
28
29
30
31
32
33
34
35
36
37
38
39
40
41
42
43
44
45
46
47
48
49
50
51
52
53
54
55
56
57
58
59
60
61
62
63
64
65
66
67

68
69
70
71
72
73
74
75
76
77
78
79
80
81
82
83
84
85
86
87
88
89
90
91
92
93
94
95
96
97
98
99
100
101
102
103
104
105
106
107
108
109
110
111
112
113
114
115
116
117

118
119
120
121
122
123
124
125
126
127
128
129
130
131
132
133
134
135
136
137
138
139
140
141
142



•

[Table of Contents](#)

•

Bookmarks



Many of the functions within Microsoft Windows

systems can also be launched by using single tap on the Touch pad. This single tapping will select the desired item and prompt the software to perform the related operation.

When working with programs that employ a graphical user interface (GUI), such as Windows

another is a technique you will have to master. To drag an object, first move the pointer over the object, then press and hold down the left button. Now without releasing the button, move the object to a new location on the screen by moving your finger across the Touch pad. Once the object is in the desired position, release the button to drop the object

in place.

You can change settings for the Touch pad - such as how quickly you need to click twice for the computer to recognize a 'double-click'. Go to Start, Control Panel, then (in traditional view) Mouse.

Adjusting brightness

Use the following hot key combinations to adjust the screen brightness and perform other basic functions:

Hotkeys

For a full list of hot keys turn to Appendix A.

Sound Mute

Instant password security



Power Save Modes

Standby

Hibernate

Display Selection

Brightness down

®, dragging objects from one point on the screen to

Turns sounds on and off.

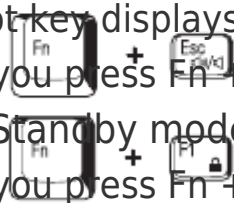
Enters screen saver mode and blanks the

screen. To restore your desktop, press any key or use the Touch pad.



This hot key displays the power save modes.

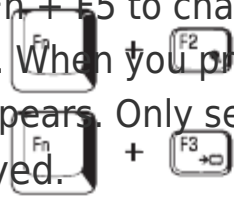
When you press Fn + F3, the computer can enter Standby mode.



When you press Fn + F4 the computer can enter Hibernate mode.

Press Fn + F5 to change the active display

device. When you press these hot keys a dialog box appears. Only selectable devices will be displayed.



Pressing Fn + F6 decreases the display



brightness.

Getting Started

®

series operating

[Table of Contents](#)

[Previous Page](#)

[Next Page](#)

1
...
51
52
53
54
55
56
57
58

Quick Links:

[Appendix B Features and Specifications](#)

Related Manuals for Toshiba Satellite P20-8PW

[Laptop Toshiba PSM30C-0QQ31 Brochure](#)

Brochure (4 pages)

[Laptop Toshiba P200 Series User Manual](#)

Toshiba dvd video player user's manual (183 pages)

[Laptop Toshiba Satellite P200 Series User Manual](#)

Toshiba laptop user's manual p200 (194 pages)

[Laptop Toshiba P205-S6277 User Manual](#)

P205-s6277 user's guide (242 pages)

[Laptop Toshiba PSPB0U-00W008 User Manual](#)

User manual (175 pages)

[Laptop Toshiba Satellite P200 Series User Manual](#)

(220 pages)

[Laptop Toshiba Satellite P200 Maintenance Manual](#)

(251 pages)

[Laptop Toshiba Satellite P200 Series Maintenance Manual](#)

(193 pages)

[Laptop Toshiba Satellite P200 Series User Manual](#)

(238 pages)

[Laptop Toshiba Satellite Pro P200 Series User Manual](#)

(194 pages)

[Laptop Toshiba Satellite P205D Maintenance Manual](#)

(249 pages)

[Laptop Toshiba Satellite P20-25 Series Maintenance Manual](#)

(250 pages)

[Laptop Toshiba Satellite L500-01K00Y Resource Manual](#)

Toshiba satellite l500 series reference guide (56 pages)

[Laptop Toshiba Satellite A305-S6825 Resource Manual](#)

Toshiba satellite a305-s6825: reference guide (52 pages)

[Laptop Toshiba Satellite U500-ST5305 Resource Manual](#)

Toshiba satellite u500-st5305: reference guide (64 pages)

[Laptop Toshiba Satellite A70 Resource Manual](#)

Toshiba satellite a70: user guide (68 pages)

Related Content for Toshiba Satellite P20-8PW

[portege z20-b series Display Brightness](#)

Toshiba portege z20-b series

[Satellite NB10 Display Brightness](#)

Toshiba Satellite NB10

[Satellite A500 series Lcd Brightness And Eye Stain](#)

Toshiba Satellite A500 series

[Satellite A205 Series Display Brightness](#)

Toshiba Satellite A205 Series

[Satellite L630 Series Adjusting System Volume](#)

Toshiba Satellite L630 Series

[Satellite Display Brightness](#)

Toshiba Satellite

[Satellite P500 Lcd Brightness And Eye Stain](#)

Toshiba Satellite P500

[Satellite L500 Lcd Brightness And Eye Stain](#)

Toshiba Satellite L500

This manual is also suitable for:

[Satellite p20-s103](#)[Satellite p20-s203f](#)[Satellite p25-sp507](#)[Satellite p25-sp526](#)[Satellite p25-sp509](#)[Psp20c-1u8pw](#) ... [Show all](#)