

Inserting A Battery; Disposing Of Used Batteries Safely - Toshiba Satellite P20-8PW User Manual


Toshiba satellite p20-8pw: user guide

1
2
3
4
5
6
7
8
9
10
11
12
13
14
15
16
17
18

19
20
21
22
23
Table Of Contents
24
25
26
27
28
29
30
31
32
33
34
35
36
37
38
39
40
41
42
43
44
45
46
47
48
49
50
51
52
53
54
55
56
57
58
59
60
61
62
63
64
65
66
67

68
69
70
71
72
73
74
75
76
77
78
79
80
81
82
83
84
85
86
87
88
89
90
91
92
93
94
95
96
97
98
99
100
101
102
103
104
105
106
107
108
109
110
111
112
113
114
115
116
117

118
119
120
121
122
123
124
125
126
127
128
129
130
131
132
133
134
135
136
137
138
139
140
141
142




•

[Table of Contents](#)

•


Bookmarks



Inserting a battery

1. Slide the battery into the 2nd Module Bay. When it is fully inserted, you should hear it click into place (1).

The 2nd Module Bay Latch is spring-loaded and clicks as it latches the battery in place when you insert it.

2. Turn the  computer bottom side up and ensure the battery is fully inserted in the bay. Also make sure that the 2nd Module Bay Latch is secured to the left (2).

3. Secure the 2nd Module Bay Lock (3).

If the battery housing is leaking or cracked, put on protective gloves to



handle it and discard it immediately following the advice in the following section on "Disposing of Used Batteries Safely".

The battery can only be inserted into the 2nd Module Bay.

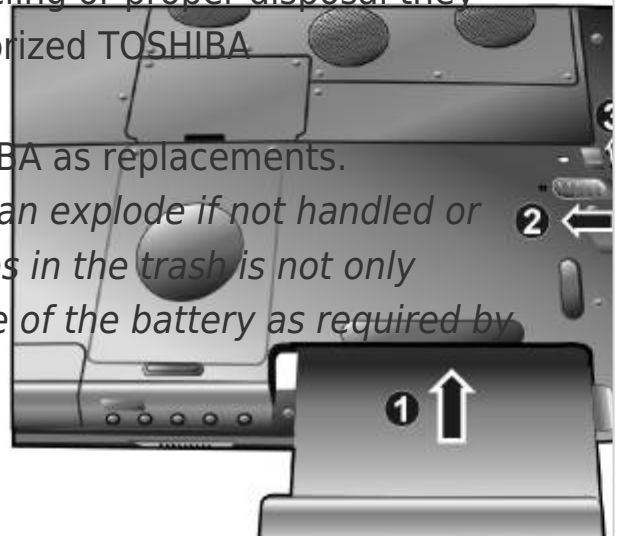
Disposing Of Used Batteries Safely

You can recharge a battery many times. When the useful life of the battery expires or if the battery becomes damaged, you must discard it responsibly.

Batteries should not be disposed of together with household waste. To make sure that they are forwarded to recycling or proper disposal they may be returned free of charge to an authorized TOSHIBA dealer/distributor.

Use only batteries recommended by TOSHIBA as replacements.

The computer uses a Li-Ion battery which can explode if not handled or disposed of properly. Putting spent batteries in the trash is not only irresponsible, it may also be illegal. Dispose of the battery as required by local ordinances or regulations.



Mobile Computing

[Table of Contents](#)

[Previous Page](#)
[Next Page](#)

1
...
83
84
85
86
87
88
89
90

Quick Links:

[Appendix B Features and Specifications](#)

Related Manuals for Toshiba Satellite P20-8PW

[Laptop Toshiba PSM30C-0QQ31 Brochure](#)

Brochure (4 pages)

[Laptop Toshiba Satellite P200 Series Maintenance Manual](#)

(193 pages)

[Laptop Toshiba Satellite P200 Series User Manual](#)

(238 pages)

[Laptop Toshiba Satellite Pro P200 Series User Manual](#)

(194 pages)

[Laptop Toshiba P200 Series User Manual](#)

Toshiba dvd video player user's manual (183 pages)

[Laptop Toshiba Satellite P200 Series User Manual](#)

Toshiba laptop user's manual p200 (194 pages)

[Laptop Toshiba P205-S6277 User Manual](#)

P205-s6277 user's guide (242 pages)

[Laptop Toshiba PSPB0U-00W008 User Manual](#)

User manual (175 pages)

[Laptop Toshiba Satellite P200 Series User Manual](#)

(220 pages)

[Laptop Toshiba Satellite P200 Maintenance Manual](#)

(251 pages)

[Laptop Toshiba Satellite P205D Maintenance Manual](#)

(249 pages)

[Laptop Toshiba Satellite P20-25 Series Maintenance Manual](#)

(250 pages)

[Laptop Toshiba Satellite L500-01K00Y Resource Manual](#)

Toshiba satellite l500 series reference guide (56 pages)

[Laptop Toshiba Satellite A305-S6825 Resource Manual](#)

Toshiba satellite a305-s6825: reference guide (52 pages)

[Laptop Toshiba Satellite U500-ST5305 Resource Manual](#)

Toshiba satellite u500-st5305: reference guide (64 pages)

[Laptop Toshiba Satellite A70 Resource Manual](#)

Toshiba satellite a70: user guide (68 pages)

Related Content for Toshiba Satellite P20-8PW

[Portege 2010 Inserting A Charged Battery](#)

Toshiba Portege 2010

[Satellite A35 Series Inserting The Battery](#)

Toshiba Satellite A35 Series

[C50 Series Inserting A Charged Battery](#)

Toshiba C50 Series

[Qosmio X70-A series Inserting A Charged Battery](#)

Toshiba Qosmio X70-A series

[Satellite L40 series Inserting A Charged Battery](#)

Toshiba Satellite L40 series

[Satellite L550 Series Inserting A Charged Battery](#)

Toshiba Satellite L550 Series

[TECRA A50 series Inserting A Charged Battery](#)

Toshiba TECRA A50 series

[Satellite T210 Series Inserting A Charged Battery](#)

Toshiba Satellite T210 Series

This manual is also suitable for:

[Satellite p20-s103](#)[Satellite p20-s203f](#)[Satellite p25-sp507](#)[Satellite p25-sp526](#)[Satellite p25-sp509](#)[Psp20c-1u8pw](#) ... [Show all](#)