





## Whirlpool WED7300X Dimension Manual

Whirlpool electric dryer dimensions



1  
2

--


•

Bookmarks

--

## Quick Links

[Download this manual](#) See also: [Use and Care Manual](#)



## PRODUCT MODEL NUMBERS

WED7300X, WED7400X,

WED7600, WED7800X

Dryer with Extended back view:

Bottom view:

NOTE: Most installations require a minimum of 5" (127 mm) clearance behind dryer for exhaust vent with elbow. See "Venting Requirements."

Spacing for recessed area or closet installation

All dimensions show recommended spacing allowed, with tested spacing of 0" (0 mm) clearance on sides and rear.

Additional spacing should be considered for ease of

■ installation and servicing.

Additional clearances might be required for wall, door,

30" (762 mm)

22 1/4" 28"

- and floor moldings.
- Additional spacing should be considered on all sides of the dryer to reduce noise transfer.
- For closet installation, with a door, minimum ventilation openings in the top and bottom of the door are required.
- Louvered doors with equivalent ventilation openings are acceptable.
- Companion appliance spacing should also be considered.

## Electric Dryer

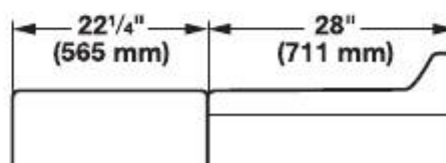
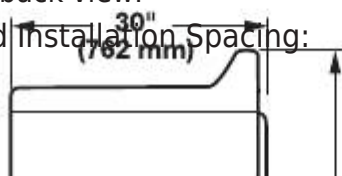
Dryer with Flat back view:

Recommended Installation Spacing:

Back view:

W10388775

06/2011



[Next Page](#)

1  
2

## Related Manuals for Whirlpool WED7300X

[Dryer Whirlpool Cabrio W10054070 Use And Care Manual](#)

Fabric care system electric dryer (76 pages)

[Control Panel Whirlpool Cabrio Service Manual](#)

Maytag, kenmore 900 series (60 pages)

[Washer Whirlpool CABRIO Use & Care Manual](#)

Automatic washer (48 pages)

[Washer Whirlpool cabrio Use & Care Manual](#)

Top-loading high efficiency low-water washer (44 pages)

[Washer Whirlpool Cabrio Use & Care Manual](#)

Top-loading high efficiency low-water washer (44 pages)

[Washer Whirlpool Cabrio W10240440C Use And Care Manual](#)

Automatic washer with 6th sense technology (40 pages)

[Washer Whirlpool CABRIO W10373816B Use And Care Manual](#)

Top-loading high efficiency low-water washer (40 pages)

[Washer Whirlpool Cabrio Use And Care Manual](#)

Top-loading high efficiency low-water washer (40 pages)

[Washer Whirlpool cabrio Use And Care Manual](#)

Top-loading high efficiency low-water washer (40 pages)

[Washer Whirlpool Cabrio,- WTW5600X Use And Care Manual](#)

Top-loading high efficiency low-water washer (40 pages)

[Washer Whirlpool Cabrio,- WTW7800X Use And Care Manual](#)

Top-loading high efficiency low-water washer (40 pages)

[Washer Whirlpool Cabrio Use And Care Manual](#)

Top-loading high efficiency low-water washer (40 pages)

[Dryer Whirlpool WED8200YW Use And Care Manual](#)

Cabrio series electronic dryer (36 pages)

[Dryer Whirlpool Cabrio,- WED7300X Use And Care Manual](#)

Electronic dryer (32 pages)

[Washer Whirlpool Cabrio Use & Care Manual](#)

Top-loading high efficiency low-water washer (19 pages)

[Washer Whirlpool Cabrio,- WTW5500X Install Manual](#)

Top-loading washer (16 pages)

## Summary of Contents for Whirlpool WED7300X

### [Page 1: Electric Dryer](#)

Electric Dryer PRODUCT MODEL NUMBERS WED7300X, WED7400X, WED7600X, WED7800X  
Dryer with Flat back view: Back view: Dryer with Extended back view: Recommended  
Installation Spacing: Bottom view: NOTE: Most installations require a minimum of 5" (127 mm)  
clearance behind dryer for exhaust vent with elbow. See "Venting Requirements."...

### [Page 2: Electrical Requirements](#)

Reduce performance, resulting in longer drying times ■ and increased energy usage. Because  
Whirlpool Corporation policy includes a continuous commitment to improve Dimensions are for  
planning purposes only. For complete details, see Installation our products, we reserve the right  
to change materials and specifications without notice.

This manual is also suitable for:

Wed7400xWed7600xWed7800x