

Lan - Toshiba PSPA3C-SD402E User Manual

User manual


1
2
3
4
5
6
7
8
9
10
11
12
13
14
Table Of Contents
15
16
17

18
19
20
21
22
23
24
25
26
27
28
29
30
31
32
33
34
35
36
37
38
39
40
41
42
43
44
45
46
47
48
49
50
51
52
53
54
55
56
57
58
59
60
61
62
63
64
65
66
67

68
69
70
71
72
73
74
75
76
77
78
79
80
81
82
83
84
85
86
87
88
89
90
91
92
93
94
95
96
97
98
99
100
101
102
103
104
105
106
107
108
109
110
111
112
113
114
115
116
117

118
119
120
121
122
123
124
125
126
127
128
129
130
131
132
133
134
135
136
137
138
139
140
141
142
143
144
145
146
147
148
149
150
151
152
153
154
155
156
157
158
159
160
161
162
163
164
165
166
167

168
169
170
171
172



•

Table of Contents

-

Troubleshooting

•

Bookmarks



2. Plug the other end of the modular cable into a telephone jack.

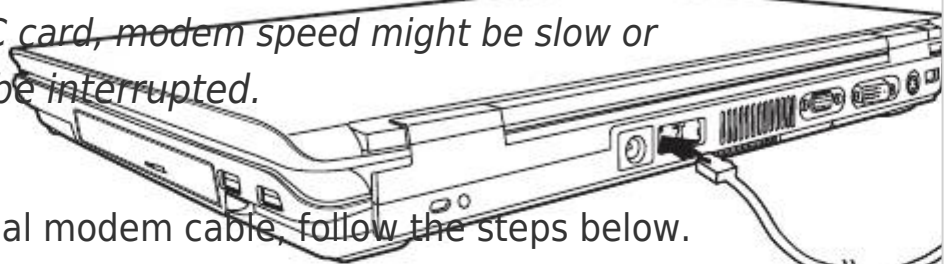
Do not pull on the cable or move the computer while the cable is connected.

If you use a storage device such as a DVD-ROM drive or Hard Disk Drive connected to a 16-bit PC card, modem speed might be slow or communication might be interrupted.

Disconnecting

To disconnect the internal modem cable, follow the steps below.

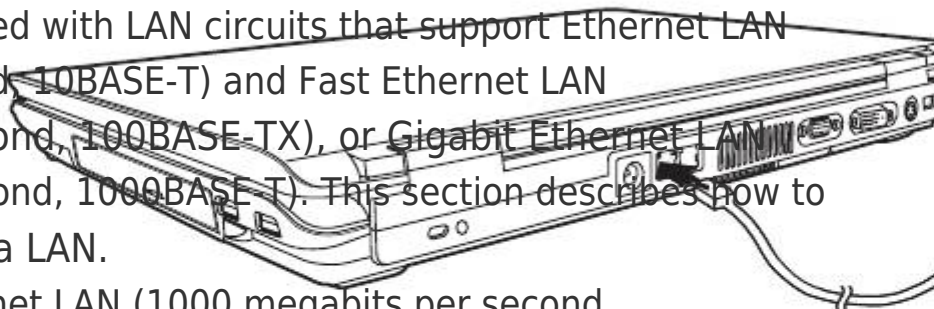
1. Pinch the lever on the connector in the telephone jack and pull out the connector.



2. Disconnect the cable from the computer in the same manner.

LAN

The computer is equipped with LAN circuits that support Ethernet LAN (10 megabits per second, 10BASE-T) and Fast Ethernet LAN (100 megabits per second, 100BASE-TX), or Gigabit Ethernet LAN (1000 megabits per second, 1000BASE-T). This section describes how to connect/disconnect to a LAN.



If you use Gigabit Ethernet LAN (1000 megabits per second, 1000BASE-T), be sure to connect using either a CAT5e or CAT6 cable.

Do not install or remove an optional memory module while Wake-up on LAN is enabled.



Wake-up on LAN does not work without the AC adapter. Leave it connected, if you are using this feature.

User's Manual



Connecting the internal modem

Operating Basics

4-5

[Table of Contents](#)

[Previous Page](#)
[Next Page](#)

1
...
64
65
66
67
68
69
70
71

Related Manuals for Toshiba PSPA3C-SD402E

[Laptop Toshiba Satellite P100 Series Maintenance Manual](#)

Pc (314 pages)

[Laptop Toshiba Satellite P100 Series Maintenance Manual](#)

(311 pages)

[Laptop Toshiba P105 S6197 - Satellite - Core 2 Duo 1.6 GHz User Manual](#)

Toshiba online users guide for satellite p105 (280 pages)

[Laptop Toshiba P100/P105 User Manual](#)

Toshiba satellite p100/p105 series user's guide (280 pages)

[Laptop Toshiba P100-ST9732 User Manual](#)

P100-st9732 user's guide (278 pages)

[Laptop Toshiba P105-S9337 User Manual](#)

P105-s9337 user's guide (278 pages)

[Laptop Toshiba P100-ST7211 User Manual](#)

P100-st7211 user's guide (275 pages)

[Laptop Toshiba P100-ST1072 User Manual](#)

P100-st1072 user's guide (237 pages)

[Laptop Toshiba Satellite P100 Series User Manual](#)

(196 pages)

[Camcorder Toshiba PA3943U-1CAM Camileo P100 User Manual](#)

Pa3943u-1cam camileo p100 user's guide (146 pages)

[Laptop Toshiba Satellite P100/P105Series Resource Manual](#)

Toshiba laptop pc user's guide (72 pages)

[Laptop Toshiba Satellite P100 Specifications](#)

Toshiba satellite p100: specifications (2 pages)

[Laptop Toshiba P25-S477 User Manual](#)

P25-s477 user's guide (232 pages)

[Laptop Toshiba P205-S6277 User Manual](#)

P205-s6277 user's guide (242 pages)

[Laptop Toshiba Satellite P20-8PW User Manual](#)

Toshiba satellite p20-8pw: user guide (142 pages)

[Laptop Toshiba PSPCDC-03H00C User Manual](#)

User manual (185 pages)

Related Content for Toshiba PSPA3C-SD402E

[PORTEGE Z30-E Lan](#)

Toshiba PORTEGE Z30-E

[L70-B Lan](#)

Toshiba L70-B

[PORTEGE R30-A Series Lan](#)

Toshiba PORTEGE R30-A Series
[Satellite P75-A Lan](#)

Toshiba Satellite P75-A
[Satellite L855 Series Lan](#)

Toshiba Satellite L855 Series
[L50t Lan](#)

Toshiba L50t
[Satellite L850 Series Lan](#)

Toshiba Satellite L850 Series
[PORTEGE R30-D Series Lan](#)

Toshiba PORTEGE R30-D Series

This manual is also suitable for:

[PspaaU-01200sPspadc-ma605cPspagu-00j00xP100](#)