


Exit Menu - Asus H61M-A User Manual

1
2
Table Of Contents
3
4
5
6
7
8
9
10
11
12
13
14
15
16
17

18
19
20
21
22
23
24
25
26
27
28
29
30
31
32
33
34
35
36
37
38
39
40
41
42
43
44
45
46
47
48
49
50
51
52
53
54
55
56
57
58
59
60
61
62
63
64
65
66
67

68
69
70
71
72
73
74
75
76
77
78
79
80



•

•

Bookmarks



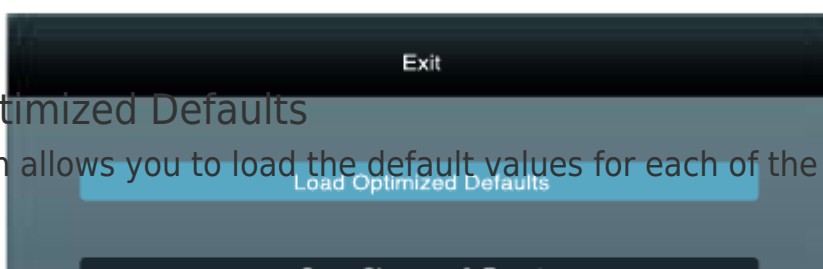
2.9

Exit menu

The Exit menu items allow you to load the optimal default values for the BIOS items, and save or discard your changes to the BIOS items. You can access the EZ Mode from the Exit menu.

Load Optimized Defaults

This option allows you to load the default values for each of the parameters on the Setup



menus. When you select this option or if you press <F5>, a confirmation window appears.

Select Yes to load the default values.

Save Changes & Reset

Once you are finished making your selections, choose this option from the Exit menu to ensure the values you selected are saved. When you select this option or if you press <F10>,

a confirmation window appears. Select Yes to save changes and exit.

Discard Changes & Exit

This option allows you to exit the Setup program without saving your changes. When you

select this option or if you press <Esc>, a confirmation window appears. Select Yes to discard changes and exit.

ASUS EZ Mode

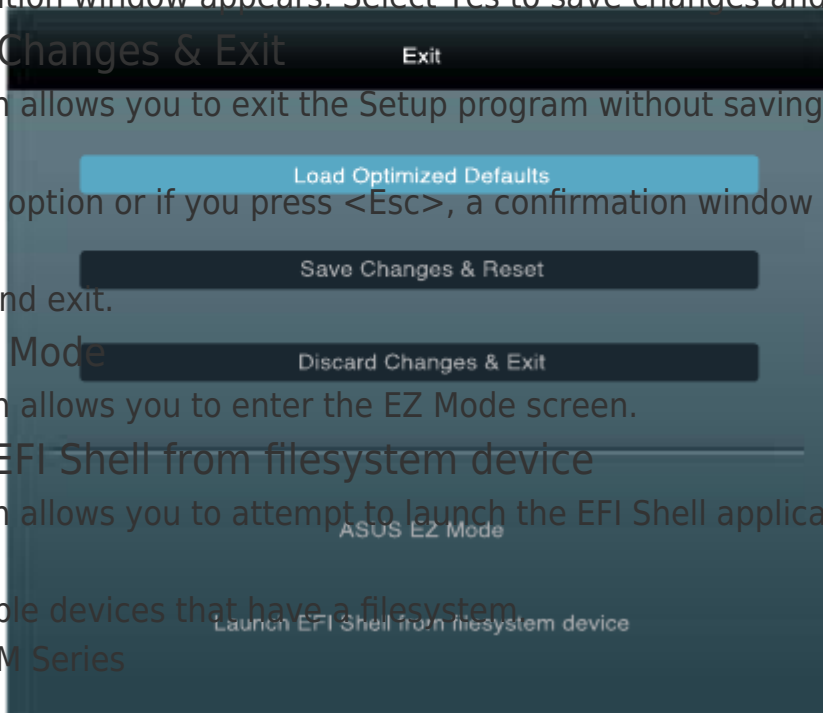
This option allows you to enter the EZ Mode screen.

Launch EFI Shell from filesystem device

This option allows you to attempt to launch the EFI Shell application (shellx64.efi) from one of the available devices that have a filesystem.

ASUS H61M Series

2-35



[Previous Page](#)
[Next Page](#)

1
...
72
73
74
75
76
77
78
79

Quick Links:

[Motherboard Overview](#)

[Motherboard Layout](#)

[Internal Connectors](#)

Related Manuals for Asus H61M-A

[Motherboard Asus H61M-E Guía De Inicio Rápido](#)

(12 pages)

[Motherboard Asus H61M-E User Manual](#)

(78 pages)

[Motherboard Asus H61M-E Quick Start Manual](#)

(12 pages)

[Motherboard Asus H61M-E Quick Start Manual](#)

(2 pages)

[Motherboard Asus H61M-D User Manual](#)

H61m-d user's manual (42 pages)

[Motherboard Asus H61M-C User Manual](#)

H61m-c user's manual (72 pages)

[Motherboard Asus H61M-C/SI Manual](#)

(36 pages)

[Motherboard Asus H61M-K User Manual](#)

H61m-k user's manual (82 pages)

[Motherboard Asus H61M-K Quick Start Manual](#)

(2 pages)

[Motherboard Asus H61M-CS Manual](#)

(64 pages)

[Motherboard ASUS H61M-G User Manual](#)

Motherboard (64 pages)

[Motherboard ASUS H61M-PRO User Manual](#)

(64 pages)

[Motherboard Asus H61M-PRO Manual](#)

(20 pages)

[Motherboard Asus PRIME H610M-E D4 Manual](#)

(34 pages)

[Motherboard Asus PRIME H610M-F D4 Manual](#)

(30 pages)

[Motherboard Asus PRIME H610M-CS D4 Manual](#)

(30 pages)

Related Content for Asus H61M-A

[ROG RAMPAGE V EDITION 10 Exit Menu](#)

Asus ROG RAMPAGE V EDITION 10

[Q170A-IM-A Exit Menu](#)

Asus Q170A-IM-A

[Z13PE-D16 Exit Menu](#)

Asus Z13PE-D16

[WS X299 SAGE Exit Menu](#)

Asus WS X299 SAGE

[Pro A620M-C-CSM Exit Menu](#)

Asus Pro A620M-C-CSM

[PRIME H310M-A R1.0 Exit Menu](#)

Asus PRIME H310M-A R1.0

[H110M-P/DVI Exit Menu](#)

Asus H110M-P/DVI

[PRIME X570-PRO Exit Menu](#)

Asus PRIME X570-PRO

This manual is also suitable for:

[H61m-a/usb3H61m-plus](#)