



# Left Side - Toshiba PSPB0U-00W008 User Manual

User manual



1  
2  
3  
4  
5  
6  
7  
8  
9  
10  
11  
12  
13  
14  
15  
16  
17  
18


## Table Of Contents

19  
20  
21  
22  
23  
24  
25  
26  
27  
28  
29  
30  
31  
32  
33  
34  
35  
36  
37  
38  
39  
40  
41  
42  
43  
44  
45  
46  
47  
48  
49  
50  
51  
52  
53  
54  
55  
56  
57  
58  
59  
60  
61  
62  
63  
64  
65  
66  
67

68  
69  
70  
71  
72  
73  
74  
75  
76  
77  
78  
79  
80  
81  
82  
83  
84  
85  
86  
87  
88  
89  
90  
91  
92  
93  
94  
95  
96  
97  
98  
99  
100  
101  
102  
103  
104  
105  
106  
107  
108  
109  
110  
111  
112  
113  
114  
115  
116  
117

118  
119  
120  
121  
122  
123  
124  
125  
126  
127  
128  
129  
130  
131  
132  
133  
134  
135  
136  
137  
138  
139  
140  
141  
142  
143  
144  
145  
146  
147  
148  
149  
150  
151  
152  
153  
154  
155  
156  
157  
158  
159  
160  
161  
162  
163  
164  
165  
166  
167

168  
169  
170  
171  
172  
173  
174  
175



•




- 

Troubleshooting

•

## Bookmarks





Security Lock

---

## Left side

---

The following figure shows the computer's left side.

\* The availability of this feature is dependent on the model you purchased.

DC IN 19V Jack

RGB Monitor Port

Fan Vents

*To prevent possible over heating of the CPU, never block the fan vents.*

LAN Jack

Universal Serial Bus



(USB) Port

TV Out Port

User's Manual



1.

DC IN 19V Jack

2.

RGB Monitor Port

3.

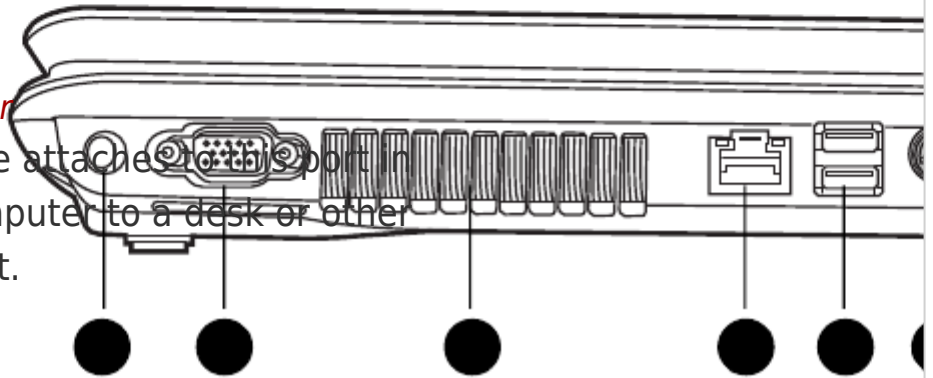
Fan Vents

4.

Lan Jack

*The left side of the computer*

An optional security cable attaches to this port in order to anchor your computer to a desk or other large object to deter theft.



5.

Universal Serial Bus (USB) Port

6.

TV Out Port

7.

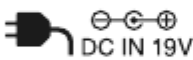
i.LINK (IEEE1394a) Port\*

8.

Express Card Slot

ManualsLib.com

The DC IN jack is where you plug in the AC adapter.



This 15-pin port lets you connect an external video display to the computer.



The fan vents help prevent the CPU from overheating.

This jack lets you connect to a LAN. The adapter has built-in support for Ethernet LAN (10 megabits per second, 10BASE-T), Fast Ethernet LAN (100 megabits per second, 100BASE-TX) and Gigabit Ethernet LAN (1000 megabits per second, 1000BASE-T). Two indicators built into



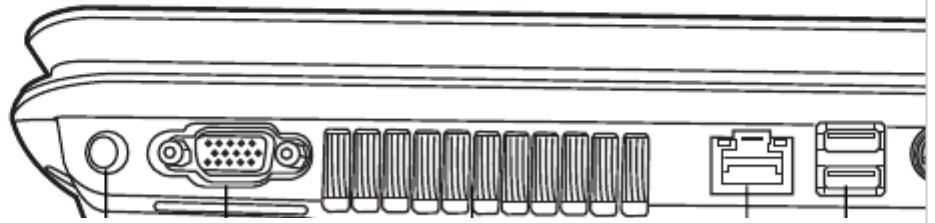
the jack let you see the LAN status.

The Universal Serial Bus (USB 2.0 and 1.1 compatible) port enables USB-equipped devices such as keyboards, mice, hard drives, scanners, and printers to be connected to the computer.

Connect a 4-pin S- video cable into this connector in order to output either an NTSC or PAL television signal.

### The Grand Tour

2-4



[Table of Contents](#)

[Previous Page](#)  
[Next Page](#)



1  
...  
39  
40  
41  
42  
43  
44  
45  
46

## Related Manuals for Toshiba PSPB0U-00W008

[Laptop Toshiba Satellite P200 Maintenance Manual](#)

(251 pages)

[Laptop Toshiba P205-S6277 User Manual](#)

P205-s6277 user's guide (242 pages)

[Laptop Toshiba Satellite P200 Series User Manual](#)

(238 pages)

[Laptop Toshiba Satellite P200 Series User Manual](#)

(220 pages)

[Laptop Toshiba Satellite Pro P200 Series User Manual](#)

(194 pages)

[Laptop Toshiba Satellite P200 Series User Manual](#)

Toshiba laptop user's manual p200 (194 pages)

[Laptop Toshiba Satellite P200 Series Maintenance Manual](#)

(193 pages)

[Laptop Toshiba P200 Series User Manual](#)

Toshiba dvd video player user's manual (183 pages)

[Laptop Toshiba P15-S4091 User Manual](#)

P15-s4091 user's guide (240 pages)

[Laptop Toshiba P25-S477 User Manual](#)

P25-s477 user's guide (232 pages)

[Laptop Toshiba P25-S509 User Manual](#)

P25-s509 user's guide (230 pages)

[Laptop Toshiba PSPB3U-01V00L Brochure](#)

Brochure (2 pages)

[Laptop Toshiba P300-ST3014 User Manual](#)

P300-st3014 user's guide (231 pages)

[Laptop Toshiba P500-ST5801 User Manual](#)

P500-st5801 user's guide (254 pages)

[Laptop Toshiba Satellite P30-132 User Manual](#)

Toshiba satellite p30-132: user guide (165 pages)

[Laptop Toshiba Satellite P20-8PW User Manual](#)

Toshiba satellite p20-8pw: user guide (142 pages)

## Related Content for Toshiba PSPB0U-00W008

[Satellite Pro R50-C Series Left Side](#)

[Toshiba Satellite Pro R50-C Series](#)

[Satellite L40-C Series Left Side](#)

[Toshiba Satellite L40-C Series](#)

[Satellite U930 Series Left Side](#)

Toshiba Satellite U930 Series

[Tecra A40 C Series Left Side](#)

Toshiba Tecra A40 C Series

[Satellite Radius 15 P50W-C Left Side](#)

Toshiba Satellite Radius 15 P50W-C

[C70-A Series Left Side](#)

Toshiba C70-A Series

[PT930 Left Side](#)

Toshiba PT930

[Satellite Pro R50-D Series Left Side](#)

Toshiba Satellite Pro R50-D Series

This manual is also suitable for:

[P200 series](#)