

Opening The Display; Turning On The Power - Toshiba PSPB0U-00W008 User Manual

User manual

1
2
3
4
5
6
7
8
9
10
11
12
13
14
15
16
17
18


Table Of Contents

19
20
21
22
23
24
25
26
27
28
29
30
31
32
33
34
35
36
37
38
39
40
41
42
43
44
45
46
47
48
49
50
51
52
53
54
55
56
57
58
59
60
61
62
63
64
65
66
67

68
69
70
71
72
73
74
75
76
77
78
79
80
81
82
83
84
85
86
87
88
89
90
91
92
93
94
95
96
97
98
99
100
101
102
103
104
105
106
107
108
109
110
111
112
113
114
115
116
117

118
119
120
121
122
123
124
125
126
127
128
129
130
131
132
133
134
135
136
137
138
139
140
141
142
143
144
145
146
147
148
149
150
151
152
153
154
155
156
157
158
159
160
161
162
163
164
165
166
167

168
169
170
171
172
173
174
175




•

-

Troubleshooting

•

Bookmarks



Opening the display

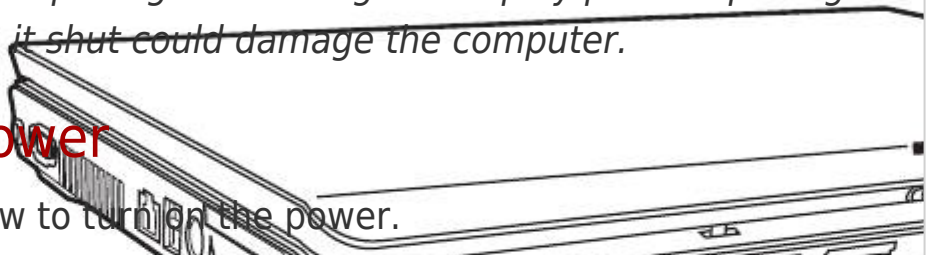
The display panel can be rotated in a wide range of angles for optimal viewing.

1. Push the display latch on the front of the computer.
2. Lift the panel up and adjust it to the best viewing angle for you.

Use reasonable care when opening and closing the display panel. Opening it vigorously or slamming it shut could damage the computer.

Turning on the power

This section describes how to turn on the power.



After you turn on the power for the first time, do not turn it off until you have set up the operating system. Refer to the section [time](#)

1. If a USB floppy disk drive is connected, make sure the drive is empty - if a disk is in the drive, press the eject button to remove it.
2. Open the display panel.
3. Press the computer's power button and then release it.

*User's Manual
in this chapter.*

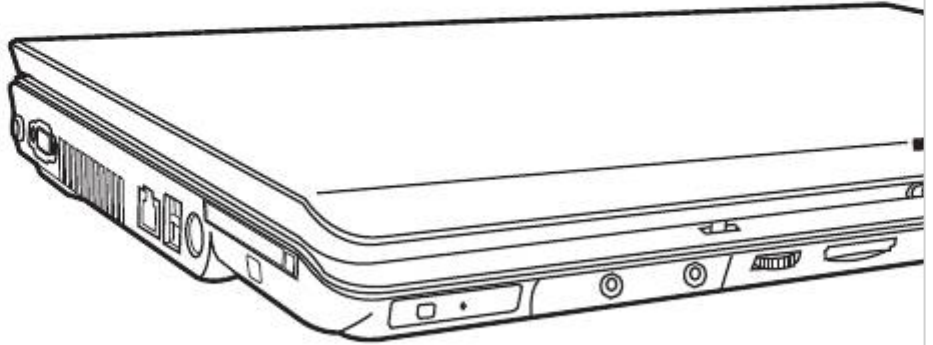
Opening the display

Turning on the power

Getting Started

Starting up for the first

3-3



[Table of Contents](#)

[Previous Page](#)
[Next Page](#)

1
...
50
51
52
53
54
55
56
57

Related Manuals for Toshiba PSPB0U-00W008

[Laptop Toshiba Satellite P200 Maintenance Manual](#)

(251 pages)

[Laptop Toshiba P205-S6277 User Manual](#)

P205-s6277 user's guide (242 pages)

[Laptop Toshiba Satellite P200 Series User Manual](#)

(238 pages)

[Laptop Toshiba Satellite P200 Series User Manual](#)

(220 pages)

[Laptop Toshiba Satellite Pro P200 Series User Manual](#)

(194 pages)

[Laptop Toshiba Satellite P200 Series User Manual](#)

Toshiba laptop user's manual p200 (194 pages)

[Laptop Toshiba Satellite P200 Series Maintenance Manual](#)

(193 pages)

[Laptop Toshiba P200 Series User Manual](#)

Toshiba dvd video player user's manual (183 pages)

[Laptop Toshiba P15-S4091 User Manual](#)

P15-s4091 user's guide (240 pages)

[Laptop Toshiba P25-S477 User Manual](#)

P25-s477 user's guide (232 pages)

[Laptop Toshiba P25-S509 User Manual](#)

P25-s509 user's guide (230 pages)

[Laptop Toshiba PSPB3U-01V00L Brochure](#)

Brochure (2 pages)

[Laptop Toshiba P300-ST3014 User Manual](#)

P300-st3014 user's guide (231 pages)

[Laptop Toshiba P500-ST5801 User Manual](#)

P500-st5801 user's guide (254 pages)

[Laptop Toshiba Satellite P30-132 User Manual](#)

Toshiba satellite p30-132: user guide (165 pages)

[Laptop Toshiba Satellite P20-8PW User Manual](#)

Toshiba satellite p20-8pw: user guide (142 pages)

Related Content for Toshiba PSPB0U-00W008

[Satellite L635 Series Opening The Display](#)

Toshiba Satellite L635 Series

[Satellite Pro L450 Series Opening The Display](#)

Toshiba Satellite Pro L450 Series

[Satellite Pro A300D Series Opening The Display](#)

Toshiba Satellite Pro A300D Series

[Portege X20W-D Opening The Display](#)

Toshiba Portege X20W-D

[Satellite Pro R50-B series Opening The Display](#)

Toshiba Satellite Pro R50-B series

[Portege 2010 Opening The Display](#)

TOSHIBA Portege 2010

[NB100 Series Opening The Display Panel](#)

Toshiba NB100 Series

[Tecra X40-D Opening The Display](#)

Toshiba Tecra X40-D

This manual is also suitable for:

[P200 series](#)