

System Event Log; Bmc Network Configuration - Asus Z9PE-D16-10G Series Manual

Z9pe-d16-10g series manual

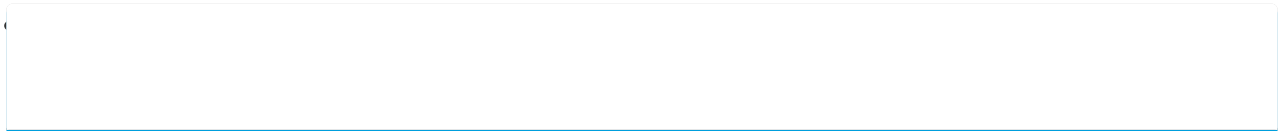
1
2
Table Of Contents
3
4
5
6
7
8
9
10
11
12
13
14
15
16
17

18
19
20
21
22
23
24
25
26
27
28
29
30
31
32
33
34
35
36
37
38
39
40
41
42
43
44
45
46
47
48
49
50
51
52
53
54
55
56
57
58
59
60
61
62
63
64
65
66
67

68
69
70
71
72
73
74
75
76
77
78
79
80
81
82
83
84
85
86
87
88
89
90
91
92
93
94
95
96
97
98
99
100
101
102
103
104
105
106
107
108
109
110
111
112
113
114
115
116
117

118
119
120
121
122
123
124
125
126
127
128
129
130
131
132
133
134
135
136
137
138
139
140
141
142
143
144
145
146
147
148
149
150
151
152
153
154
155
156
157
158
159
160
161
162
163
164
165
166
167

168
169
170
171
172
173
174
175
176
177
178
179
180
181
182
183
184
185
186
187
188
189
190
191
192
193
194
195
196
197
198
199
200
201
202



•

[Table of Contents](#)

•

Bookmarks



4.5.1

System Event Log

SEL Components [Disabled]

Allows you to enable or disable all features of system Event Logging during boot.

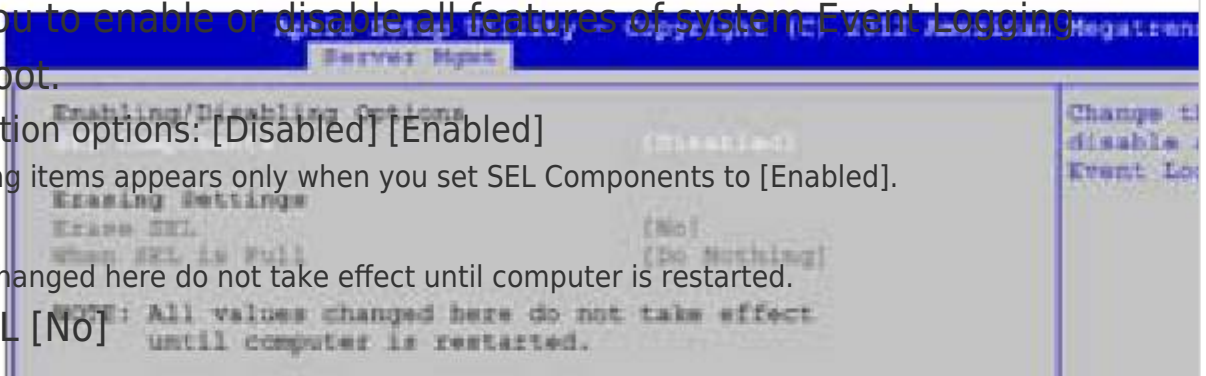
Configuration options: [Disabled] [Enabled]

The following items appears only when you set SEL Components to [Enabled].

:

All values changed here do not take effect until computer is restarted.

Erase SEL [No] NOTE: All values changed here do not take effect until computer is restarted.



Allows you to choose options for erasing SEL.

Configuration options: [No] [Yes, On next reset] [Yes, On every reset]

When SEL is Full [Do Nothing]

Allows you to choose options for reactions to a full SEL.

Configuration options: [Do Nothing] [Erase Immediately]

4.5.2

BMC network configuration

Configuration Address source [Previous State]

Select to configure LAN channel parameters statically or dynamically (by BIOS or BMC).

Unspecified option will not modify any BMC network parameters during BIOS phase.

Configuration options: [Previous State] [Static Mode] [DHCP Mode]

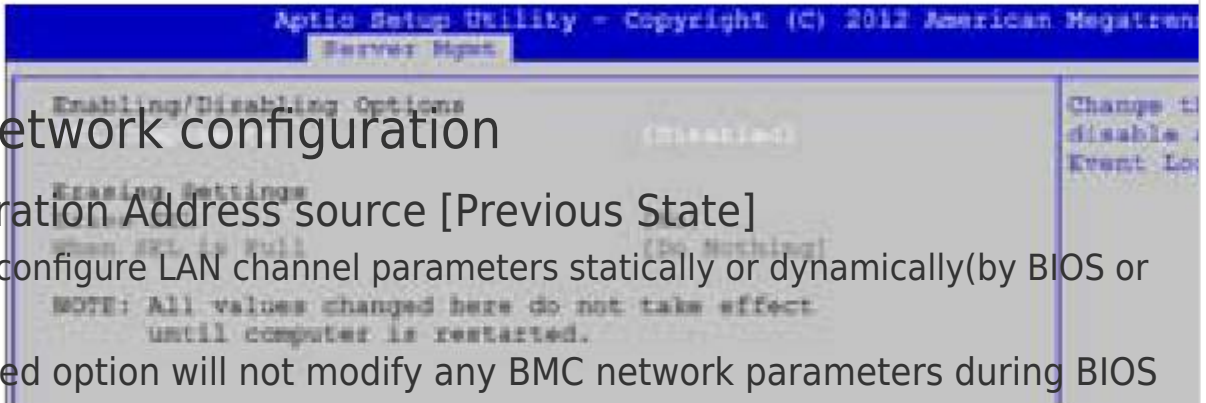
The following items appear only when you set Configuration Address source to [Static Mode].

Z9PE-D16-10G Series

4-37



[Table of Contents](#)



[Previous Page](#)
[Next Page](#)

1

...

104

105

106

107

Related Manuals for Asus Z9PE-D16-10G Series

[Software Asus Z9PE-D16-10G DUAL User Manual](#)

System web-based management (94 pages)

[Motherboard Asus Z9PH-D16 FDR User Manual](#)

Z9ph-d16 series (192 pages)

[Motherboard Asus Z9PE-D16 User Manual](#)

Z9pe-d16 series (194 pages)

[Motherboard Asus Z9PA-U8 User Manual](#)

Atx motherboard (188 pages)

[Motherboard Asus Z9PE-D8 WS Manual](#)

Dual intel socket 2011 (226 pages)

[Motherboard ASUS XC Cube box User Manual](#)

(226 pages)

[Motherboard Asus z9pe-d8 WS Quick Start Manual](#)

(14 pages)

[Motherboard Asus Z9PA-D8 User Manual](#)

Z9pa-d8 series 2 x lga 2011 socket (194 pages)

[Motherboard Asus Z9PR-D12 SERIES User Manual](#)

User guide (190 pages)

[Motherboard ASUS Z9PR-D16 Manual](#)

(194 pages)

[Motherboard ASUS Z97M-PLUS User Manual](#)

Uatx motherboard (144 pages)

[Motherboard Asus Z97-C Manual](#)

(48 pages)

[Motherboard Asus Z97-P Manual](#)

(22 pages)

[Motherboard Asus Z87-A User Manual](#)

Asus z87-a motherboard user guide (114 pages)

[Motherboard Asus Z97-PRO GAMER User Manual](#)

(102 pages)

[Motherboard Asus z97 Series Manual](#)

(28 pages)

Related Content for Asus Z9PE-D16-10G Series

[Pro WS 621-64L SAGE Series System Event Log](#)

Asus Pro WS 621-64L SAGE Series

[WS C246M PRO System Event Log](#)

Asus WS C246M PRO

[P11C-M/4L System Event Log](#)

Asus P11C-M/4L

[P10S-M System Event Log](#)

Asus P10S-M

[P10S-C/4L System Event Log](#)

Asus P10S-C/4L

[P10S-M WS Series System Event Log](#)

Asus P10S-M WS Series

[Z10PA-U8/10G-2S System Event Log](#)

Asus Z10PA-U8/10G-2S

[X99-WS/IPMI System Event Log](#)

Asus X99-WS/IPMI

This manual is also suitable for:

[Z9pe-d16-10g/dualZ9pe-d16-10g/single](#)